

OFFICERS - HEAD OFFICE

Managing Director
Vacant
Secretary
Sri. George Kuriakose

Administrative Officer
Shri. C. Dharmapalan

Chief Inspecting Officer - South Zone
Shri. K. C. Sasi kumar

Addl.Registrar of Co-operative Societies/
Officer on Special Duty
Smt. Jessymole Joseph

Joint Registrar/Concurrent Auditor
Shri. C. Prabhakaran

Finance Manager - I
Smt. K. Pankaj akshi

Finance Manager - II
Shri. K. P. Kunhambu Nair

Agricultural Development Managers
Sri. L. A. Netto
Shri. M Sasi dharan Nair
Shri. S. Sasi kumaran

Regional Manager
Smt. C. Saradamani

Deputy Managers
Smt. N. D. Janathamoni
Smt. O. Lalithambika
Sri. H. V. Kumar
Smt. S. Lalithambika Kumari
Smt. L. Ambikakutty
Shri. V. P. Vijayakumar

Agricultural Development Officer
Shri. B. MaheshChand

Assistant Managers
Shri. B. Saseendran Nair
Smt. R. Vasanthakumari
Smt. K. Vijayalakshmi
Shri. N. Satyaseelan
Smt. J. Vijayalakshmi Anna
Smt. S. Sobhanakumari
Smt. D. Indira Bai
Smt. S. Mohanakumari
Smt. T. Beenasul ekha
Sri. J. Rajagopalan

Smt. C. Santha
Shri. T. K. Mohan Kumar
Shri. P. G. Balakrishnan
Smt. L. Thankamoni
Smt. A. Vijayamma
Shri. V. Gopakumar
Shri. S. Radhakrishnan
Smt. G. K. Kusalakumari

Agricultural Officers
Shri. M. S. Malik Ahamed
Shri. T. Anil
Smt. Elizabeth George

Statistical Officer
(Vacant)

Law Officer
Smt. M. Mumtaz Beegum

STAFF TRAINING CENTRE (STC) Ernakulam

Principal
Shri. Mathew Varghese

Core faculty
Shri. P. R. Retnakumar

Faculty Members
Shri. C. P. Ravisankar
Shri. A. M. Philip (posted as Special Officer to
Vaiyampattanam Taluk Co-operative Agricultural And
Rural Development Bank)

Research Associate
(Vacant)

Assistant Manager
Shri. E. M. Mathai

INSPECTION WING - NORTH ZONE

Chief Inspecting Officer (NZ)
Shri. G. Chandrasekharan Nair

Agril. Development Officer
Shri. C. P. Ummerkutty

Deputy Manager
Shri. K. Kunhikrishnan Nanboodiri

Assistant Manager
(Vacant)

THIRUVANANTHAPURAM

Regional Manager
Shri. R. Anandan

Agrl. Development Officer
Shri. V. Reghunathan

Deputy Manager
(Vacant)

Assistant Managers
Sri. K. Abdul Kareem
Shri. R. Jayadharan Nair
Smt. V. Isha

Law Officer
Shri. P. Rajeev Kumar

KOLLAM

Regional Manager
Shri. N. Gopalakrishnan Nair

Agrl. Development Officer
Shri. M. K. Sukumaran

Deputy Manager
(Vacant)

Assistant Managers
Smt. B. Geetha Rani
Shri. K. M. Ismail Kunju
Shri. R. Rajendran

Law Officer
Shri. P. K. Suresh

PATHANAMTHITTA

Regional Manager
Shri. L. Gopalakrishnan Nadar

Agrl. Development Officer
Shri. S. Rajendran Nair

Deputy Manager
Shri. Thomaskutty Thomas

Assistant Managers
Smt. V. P. Leelamoni Anna
Shri. K. P. Jayamohan Pillai
(on deputation to Karthi kappally PCARDB)
Smt. M. D. Beenakumari
Sri. Crysac Joseph

Law Officer
(Vacant)

ALAPPUZHA

Regional Manager
Shri. P. C. Mohankumar

Agrl. Development Officer
Shri. K. Radhakrishnan

Deputy Manager
Shri. P. V. Chacko

Assistant Managers

Shri. C. P. Philip (posted as special officer to
Kuttanadu Taluk Co-operative Agricultural and
Rural Development Bank)
Shri. P. N. Madhusoodanan Nair
Shri. M. D. Rajendran Nair

Law Officer
(Vacant)

KOTTAYAM

Regional Manager
Shri. K. M. Joseph

Agrl. Development Officer
Shri. K. J. Joy

Deputy Manager
Shri. Baby Issac

Assistant Managers
Shri. K. V. Raveendranathan Nair
Smt. N. Ambikakumari
Shri. B. Rajan

Law Officer
Shri. George Kurian

IDUKKI

Regional Manager
Shri. P. V. Alias

Agrl. Development Officer
Shri. A. P. Avarachan

Deputy Manager
Smt. Aparna Pratap

Assistant Managers
Shri. K. G. Sasi dharan Nair
Shri. Scaria Chacko

Law Officer
Sri. Joy Thomas

Assistant Managers
Shri. V. Ramachandran
Shri. K. R. Krishna Warri er
Shri. Kuri en Mathew

Law Officer
(Vacant)

ERNAKULAM

Regional Manager
Shri. Mitty Thomas

Agrl. Development Officer
Shri. R. Sivarama Iyer

Deputy Manager
Smt. Betsy M John

Assistant Managers
Shri. P. Prakasan
Shri. P. S. Varghese (posted as special
officer to Kunnathunadu Taluk
Co-operative Agricultural and
Rural Development Bank)
Smt. R. P. Daisy

Law Officer
Smt. Sindhu R. Nair

THRISSUR

Regional Manager
Smt. E. G. Vijayalakshmi
Agrl. Development Officer
Shri. S. Perumal

Deputy Manager
Shri. P. L. Devadas

Assistant Managers
Smt. Sheela Chandran
Smt. Jollykutty George

Law Officer
Shri. M. C. Mathews

PALAKKAD

Regional Manager
Shri. B. Ramaswamy
Agrl. Development Officer
Shri. T. V. Jayarajan

Deputy Manager
Shri. M. Vasudevan

Assistant Managers
Shri. S. Ramachandran
Shri. S. Seetharaman
Shri. R. Venkatchalam

Law Officer
Shri. P. Muralidharan

MALAPPURAM

Regional Manager
Shri. K. Somasekhara Kurup
Agrl. Development Officer
(Vacant)

Deputy Manager
Shri. M. Abdul Salam

Assistant Managers
Shri. V. Ramachandran
Shri. K. R. KrishnaWarrier
Shri. Kurian Mathew

Law Officer
(Vacant)

KOZHIKODE

Regional Manager
Shri. M. Jalaluddin

Agrl. Development Officer
Shri. P. C. Raju

Deputy Manager
Shri. S. Abdul Basheer
Shri. Sbdul Shukkur Naha (Computer)

Assistant Managers
Shri. P. Parameshwaran Pillai
Smt. M. Ambika
Smt. C. Chandrika

Law Officer
(Vacant)

WAYANAD

Regional Manager
Shri. P. Rajasekhara Pillai

Agrl. Development Officer
Shri. Philip Kurian
Shri. K. K. Paul (Special officer to
Wayanadu PCARD)

Deputy Manager
Shri. K. K. Vijayan

Assistant Managers
Shri. A. S. Merage
Shri. S. Ramakrishnan Nair

Law Officer
Shri. S. A. Nazeer

KANNUR

Regional Manager
Smt. P. T. Nalini
Agrl. Development Officer
Shri. B. Mahababhat

Deputy Manager
Shri. T. V. Raveendran

Assistant Managers
Shri. T. Ramesh Babu
Shri. M. Surendran
Smt. G. Syamala

KASARAGOD

Regional Manager
Shri. Thiruvikraman Nair

Agrl. Development Officer
Shri. U. Thampan

Deputy Manager
Shri. K. Narayana Pillai

Assistant Managers
Sri. N. Cheriyan
Shri. M. Gopinathan
(Vacant)

Law Officer
(vacant)



Kerala State Co-operative Agricultural
And Rural Development Bank Ltd.
Thiruvananthapuram

Kerala State Co-operative Agricultural And Rural Development Bank Ltd. Thiruvananthapuram

Dear Co-operators,

I owe the privilege to welcome you all, on behalf of the Board of Directors, to the 47th Annual General Body Meeting of KSCARD Bank. Your sincere co-operation coupled with timely advice in the day-to-day affairs made us to bring this apex Bank to the present status of its performance. The strength that each one of you provide to the institution gives it a unique identity. All our achievements have been possible definitely because of the contributions of each of the member Banks and work force of both KSCARDB and PCARDBs. With gratitude to all members for the unstint support, guidance and co-operation, I present before you the Annual Report and Audited Accounts of the Bank for the year 2002-2003.

The Bank posted yet another year of robust performance with net profit of Rs. 1037.15 lakhs. This is 5.99% more than that of the previous year. The investments stood at Rs. 67813.35 lakhs registering a growth of 23.21%. The Bank could earn interest on investment amounting to Rs. 4528.82 lakhs. Owned funds stood at Rs. 31072.24 lakhs registering a growth of 8.51%. The working capital of the Bank stood at Rs. 1930.16 crores as on 31/03/2003.

BUSINESS HIGHLIGHTS - 2002-2003

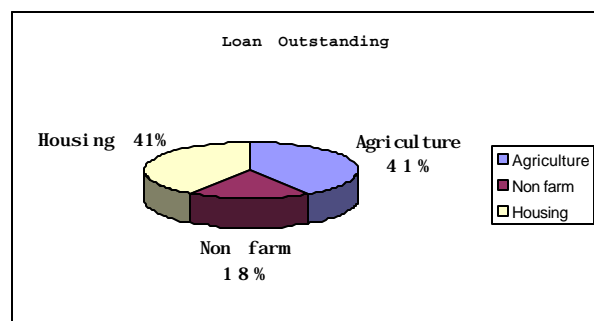
Advances:

During the year under report, the Bank could advance Rs. 293.91 crores against the targeted lending programme of Rs. 350.70 crores registering 83.64% achievement. Of the total advances of Rs. 293.91 crores the advance under agriculture sector is Rs. 106.44 crores (i.e. 36.29%) under Non-farm

sector is Rs. 65.72 crores (i.e. 22.41%) and under Housing sector is 121.15 crores (i.e. 41.30%).

Compared to the previous year, the total advances during the year under report is less by 8.07% and the advances under housing sector shows growth of 1.12%.

Total advances of the Bank from its inception reached an impressive level of Rs. 2884.91 crores as on 31/03/2003. Total loan outstanding of the Bank increased further by 5.91% and stood at Rs. 1490.31 crores. Of this the loan outstanding under agriculture sector is Rs. 612.76 crores (i.e. 41.12%), Non farm sector is Rs. 272.25 crores (i.e. 18.27%) and Housing sector is Rs. 605.30 crores (i.e. 40.61%).

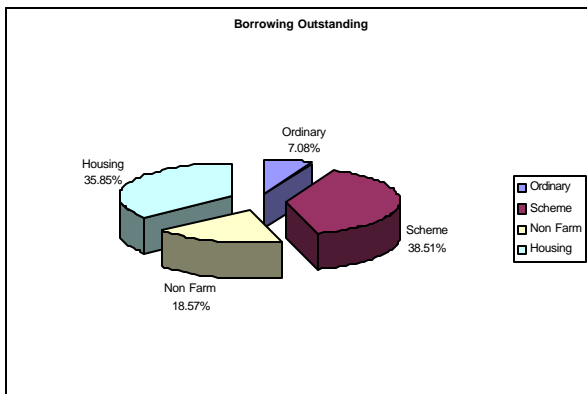


As for the Co-operative Agricultural and Rural Development Banks are concerned, the downward trend in lending particularly in the Farm sector is of very serious concern. This points out that the Co-operative Agricultural and Rural Development Banks in the state cannot survive with the traditional type of business alone, but have to find out new avenues. At this juncture, the Board of Directors of this Bank in consultation with NABARD decided to

commence lending to the purposes like, development of Medicinal and Aromatic plants, Bamboo cultivation, Organic farming, Rain water harvesting etc in the Farm sector.

Debenture Programme:

The debentures floated during the year 2002-2003 amount to Rs. 364.82 crores. The composition of debentures floated is Ordinary Rs. 2.40 crores, Scheme Rs. 104.89 crores, Non-farm Rs. 69.76 crores, NABARD Housing Rs. 98.62 crores and NHB Housing Rs. 89.15 crores. During the year the Bank was constrained to limit the floatation of ordinary debentures to Rs. 2.40 crores being the contribution of State and Central Government.

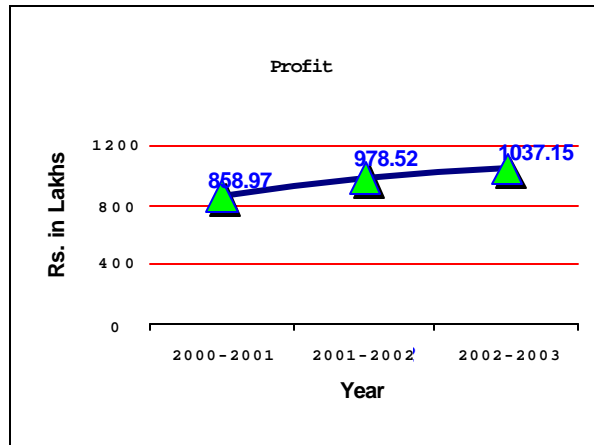


Investments:

The investments of the Bank increased to Rs. 678.13 crores as on 31/03/2003 from Rs. 520.69 crores in the previous year registering a growth of 23.21%. The investment function ensures adequate level of liquidity to support core business requirements, maintaining a high degree of safety and optimizing the level of returns consistent with acceptable level of risk. The Bank is devoting greater attention to efficient funds and investment management as an alternative to shore up declining margins.

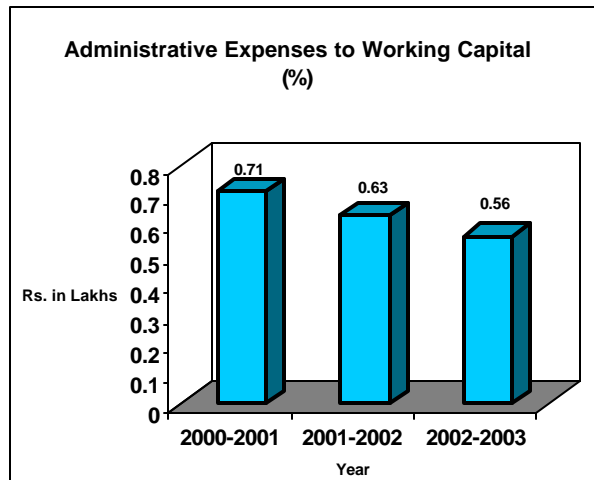
Reserves and Profits:

The net profit of the Bank during the year under report rose to Rs. 1037.15 lakhs as against the net profit of Rs. 978.52 lakhs earned during the previous year registering a growth of 5.99%. This is after providing the reserves as per prudential norms. The percentage of growth is 5.99%. Without the sincere and dedicated efforts of the PCARDBs and KSCARDB in management of funds we could not have achieved the remarkable progress in profit in the midst of the present adverse recovery climate and diminishing rate of return on investment.



Administrative Cost:

Total administrative cost during the year under report is Rs. 1082.78 lakhs which include incentives, special incentives and subsidy to PCARDBs, and 50% cost of sale officers of PCARDB. The proportion of administrative expenses to loan outstanding is 0.73% against 0.78% in the previous year. Whereas it is 0.56% of the working capital.



Incentives and subsidies to PCARDBs:

During the year under report the Bank paid Rs. 159.78 lakhs towards incentives and subsidies to the PCARDBs forming 14.76% of the Administrative expenses. The purposes covered under this head are salary of Agricultural Officer, 50% cost of Sale Officers posted to PCARDBs, financial assistance to meet the arrear collection expenses of PCARDBs etc.

Recovery:

The year 2002-2003 witnessed severe set back in recovery which prompts that we should concentrate more on recovery. The overall recovery at PCARDB level has come down to 51.28%. The recovery at the apex Bank level has come down to 79.83%. As far as the Co-operative Agricultural and

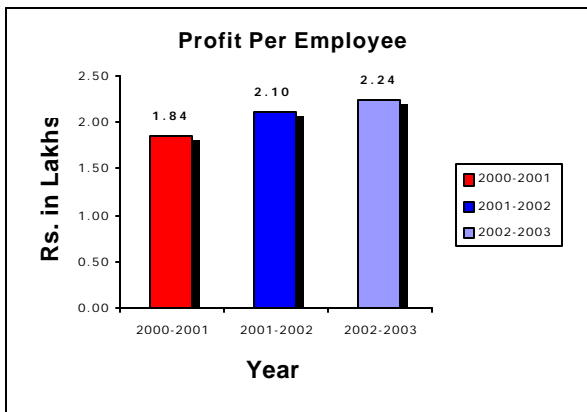
Rural Development Banks are concerned, recovery of loan is the most important part of the business as it is the main criteria to decide future lending eligibility. I would like to request all the member Banks to device suitable plan of action and implement the same to recover the arrears.

The PCARDBs implemented the One Time Settlement Scheme(OTS) in accordance with the Government directions and as a measure of partial relief to the primary Banks, the apex Bank has agreed to reimburse to the PCARDBs 50% of the loss incurred owing to waiver of penal interest . The apex Bank also decided to waive the penal interest in respect of the overdues to the KSCARD Bank. So far the apex Bank has reimbursed Rs. 61. 74 lakhs to the PCARDB on this account. We have also implemented the Kerala Agricultural Debtors Act 2001(Temporary relief) to provide a temporary relief to the Agriculturists for the loans taken from the PCARDB' s the loan period of which were over by 28/06/2002.

It is a surprise, that the implementation of OTS Scheme and provisions of the Kerala Agricultural Debtors Act 2001 could do very little to the recovery of the PCARDBs, which is evident from the fact that the average NPA at the end of March 2003 stood at 26. 36%. I reiterate that unless the overdue amount in the individual loan accounts is fully recovered by any means the existence of the PCARDBs and KSCARD Bank would be in danger. So I request all my fellow co-operators to pay special attention to recovery work to make each and every PCARDB a viable organisation.

Employees Productivity:

The employees productivity during the year under report as on 31st March stood at 322. 58 lakhs as against Rs. 301. 56 lakhs as at 31st march 2002. And Net Profit per employee as at 31st March 2003 is Rs. 2. 24 lakhs as against Rs. 2. 10 lakhs in the previous year.



Development Action Plan:

As part of Institutional strengthening efforts, KSCARD Banks as well as the PCARD Banks are in the process of implementation of Development Action Plan in accordance with NABARD's guidelines, since 1994 onwards. Consequent to the termination of I phase of DAP on 31/03/1999, it was decided to extend the programme for a further period of three years. The second phase of DAP expired on 31/03/2002. On the basis of advice of NABARD, the process of preparation and implementation of DAP was extended for a further period of three years with effect from 2002-03 to 2004-05 and the execution of Annual MOU thereon. Accordingly, DAP' s (2002-05) were prepared both at PADB/KSCARDB level and Annual MOU executed for the years 2003-04. As per the latest direction of NABARD, DAP/ MOU exercise to be continued for a further period of three years also. ending 2006-07.

The review based on the data available as on 31/03/2004 reveals that out of 44 units, only 13 PADB' s have attained sustainable viability, 2 PADB Banks were in the stage of current viability and the remaining 29 PAD Banks are yet to attain current viability.

The above position reveals that the implementation of DAP/MOU so far have not yielded the desired results. The task will be completed only when the PAD Banks become sustainably viable. The immediate steps required for achieving the above objective is to wipe off the accumulated loss at the PCARD Bank level for which improvement in the quality of lending and recovery status are of vital importance. Since the possibility of getting the external assistance as envisaged in the " revitalization Package" recommended by " Vikhe Patil Committee" which still to be implemented, the PCARD Banks have to work hard to achieve the desired goals of sustainable viability. Diversification of business, minimum transaction cost, prudent management of Funds, improved customer service, human resource management etc are inevitable for presenting a satisfactory performance in the backdrop of challenges prevailing in the sector. Above all, the level of overdues have to be kept at the barest minimum and thereby the assets maintained as standard to the maximum possible level.

In order to accomplish the above objective it is essential to implement the DAP/MOU in the most effective manner. Joint effort of KSCARD Bank, PCARD Bank and State Government is warranted to

implement the action point contained in DAP/MOU satisfactorily.

NEW AVENUES OF BUSINESS:

Short term lending:

The long pending demands of the KSCARDB and PCARDBs for short term lending was granted by the RCS vide his letter No. CLT(1) 45094/2002 dated 16/04/2003. In fact this is a remarkable achievement of the Co-operative Agricultural and Rural Development Banks in the State and was made effective in 2003-2004 by the launching of the Gold Loan scheme. The loan under the scheme shall be extended for meeting the working capital requirements under Agriculture and allied activities for periods of 3 months, 6 months and one year. Both A and B class members are eligible for this loan. Loans under this scheme is fully exempted from share linking

Educational Loan Scheme:

The days of monopolistic loan business of the Banks have become obsolete and it is high time for the Co-operative Agricultural and Rural Development Banks to come out of the barriers put around on business. To function as a Bank and to serve the members to their satisfaction, these Co-operative institutions should be able to cater the needs of their members as in the case of other Banking institutions to their customers. At the initiative of the KSCARDB and PCARDBs the NABARD permitted to advance for Educational purposes like education of individuals and to set up educational institutions like schools and colleges in the private sector.

Students of Indian Nationality who have secured admission to higher studies leading to Post Graduate, Doctorate, or job oriented courses in India or abroad for any recognised course of study in School/College/University/IIM/IIT approved by the Central and State Governments/AICTE are eligible for education loans. The maximum amount of loan is Rs. 5 lakhs for study in India and Rs. 10 Lakhs for study in abroad. As the repayment of the loan commences only a year after the completion of study or 6 months after securing a job whichever is earlier, this scheme would benefit quite a good number of students in the Rural area who aspire higher studies.

Swarojgar Credit Card Scheme:

"Credit Card" is an incident of Modern Banking. All commercial scheduled and private sector Banks have introduced the System of Credit dissemination by Credit Card long back. The Board

of Directors of the KSCARD Bank decided to launch the facility of availing loan using Credit Card to the members of the PCARDBs.

It is proposed to introduce two types of credit cards viz. Swarojgar Credit Card and Kisan Credit Card. NABARD had already permitted the Bank to implement the Swarojgar credit card scheme.

The Swarojgar Credit card(SCC) scheme envisages to provide timely credit for micro enterprises, small artisans, handloom weavers, services sectors etc as block capital or working capital or both along with a component of consumption credit where family labour is involved in the nature of non form sector composite loans. The borrower will be provided with a laminated credit card and pass book. The validity of the card is 5 years and the maximum borrowing limit for individual is Rs 50,000/-. Repayment period of 5 years is allowed for the block capital and that for working capital is one year from the date of drawal. The SCC account is treated as a thrift account and the beneficiary shall be covered under the personal accident group insurance scheme.

With the introduction of the Swarojgar Credit Card /Education Loans we are making a move towards commercial Banking and I hope that the PCARDBs would be allowed to function as a "Bank" in its true and real spirit with in a short span of time.

Training to Staff:

The Bank gives top most priority for Human Resources Development by imparting need oriented trainings to staff and Directors of both PCARDBs and KSCARDB. Training facilities available at various institutions within the state and outside the state are being utilized to train the staff members and Directors in addition to the facilities available at SIC of the Bank.

The Staff Training Centre at Ernakulam conducted 65 programmes including the computer training to staff and two programmes conducted for the Directors. Total participation of Staff members of KSCARDB and PCARDB is 1067 and Directors is 43.

Periodical review of the level of participation in the training programmes conducted at SIC reveals that some PCARDBs are reluctant to depute the staff for training at SIC. I would like to reiterate that need oriented training is the only way to improve the skill of the employees and hence I would like to request you all to utilize the training facilities at SIC fully.

The computer training facilities: - The Staff Training Centre of the Bank at Cochin under its Channel 2 Training programme provides quality training to all users of the Bank with the external expert faculty support for the year 2004-05 both for computer awareness and computer hardware maintenance.

Computerization:

Common Application Software Replication

The computerization of the Bank at its Phase II programme on replicating the Common Application Software covering the entire function of the Bank has reached 'On line' at 36 PCARDBs, and its branches, 9 Regional Offices and the Head Office of the Bank by this time. The Pathanamthitta and Alleppey Regions are expected to be online by 30/06/2004. The remaining eight PCARDBs and its branches viz. Neyattinkara, Kilimanoor, Sathankottah, Kollam, Malanadu, and Thodupuzha PCARDBs are expected to reach online shortly.

The Banks Website (www.keralalandbank.com): - is getting ready for launching shortly. The work of website designing and hosting entrusted with M/s. Asianet Satellite communication is under trial hosting / testing stage.

Computerization Assistance to PCARDBs:

This Bank provides free 'Common Application Software' & its replication support to all the PCARDBs in the State, in addition to the Computer Hardware interest free loan to 41 PCARDBs, amounting to Rs. 290.94 lakhs and also made available CDF(Computer) Assistance of NABARD amounting to Rs. 35.90 lakhs to the 41 PCARDBs. The CDF assistance includes grant of Rs. 21.54 lakhs and soft loan (interest free) of Rs. 14.36 lakhs in addition Rs. 12.82 lakhs as CDF (Computerisation) assistance from NABARD for the Regional Offices.

Network Expansion:

The Apex Bank gave affiliation to 4 new PCARD Banks viz. Kodungalloor, Kunnathunadu, Vai kom and Kuttanadu and thereby the number of PCARD Banks affiliated to Central Bank rose to 48.

Chairman of NCARDB Federation

President of the Bank Adv. K. Sivadasan Nair is elected as Chairman of the NCARDB Federation, Mumbai on 2nd November 2003. The term of office of the Chairman of the Federation is 5 years. This elevation of the President to the National level is

definitely the recognition to the Agricultural and Rural Development Bank in the State.

New Logo and Symbol for ARDB:

The NCARDB Federation took initiative to design a Logo & Symbol common to all SLDB's in the country so as to project the image of ARDBs as farmers Bank in the Co-operative sector and also communicate the message of our endeavour to meet the development credit needs in agriculture and rural sections and entrusted the work with National Institute of design, Ahmedabad. The symbol designed by the Institute is having an Indian look with an International Standard. Overall image is like a Kumbh. This form represents financial well being. The bottom portion of the logo is two hands lifting a coin. The Hands suggests care, security and protection. A circle in the centre represents a human figure as the organisation is working for farmers development. The Board of Directors of the Bank accepted the logo and symbol designed by the institute for use by the Apex Bank and PCARD Banks.

Acquiring Own Premises:

Regional Offices Idukki and Kottayam shifted to own buildings. The building constructed at Cheruthoni, Idukki was inaugurated on 11/10/2003 by Hon. Minister for Co-operation and Ports. The building purchased at Kottayam to house the Regional Office was inaugurated by the Chairman of NCARDB Federation Adv. K. Sivadasan Nair on 18th March 2004.

ELECTION TO THE BOARD OF DIRECTORS

The election of the Board of Directors of the Bank was held on 1-3-2004 and the newly constituted Board assumed charge on 5-3-2004. Adv. K. Sivadasan Nair was elected as President of the Bank unanimously. Sri. A. C. S. Warri er was unanimously elected as Vice President.

Acknowledgement:

The Board of Directors are indeed grateful to Sri J Sudhakaran IAS Secretary to Govt (Co-Operation) for his sincere guidance and valuable advice.

The Board express their sincere thanks and gratitude to Sri. J. Raveendra Raju, Additional RCS for his valuable guidance during his tenure as Registrar of Co-operative Societies and Board also wish to thank Sri. K. Kesavan the present Registrar in charge for his valuable advice and guidance and hope for the continuous support.

The Board express its gratitude to Sri. V. S. Shekhawat, Chief General Manger of

NABARD and thank him for his advice and guidance which helped us to find out new avenues for lending.

The Board wish to express sincere thanks to NABARD, RBI, NHB, NCARDB Federation, Commercial Banks, KSCB, DCB's and other SLDBs for valuable service rendered during the year 2002-2003 and also convey its regards to Sri. K. K. Raveendran, MD NCARDB Federation for his ever sincere service to be worth mentioned.

The Board gratefully acknowledge the sincere and constructive guidance of the Addl RCS/OSD, Smt. Jessymole Joseph, Joint Registrar/Concurrent Auditor Sri. C. Prabhakaran and Representative of Trustees, Sri. K. Sukumaran ,

The Board also place on record its high regards for the sincere service and co-operation of the management and staff of affiliated PCARDBs in all activities of the Bank.

The Board is proud enough to acknowledge the sincere and devoted service rendered by Sri George Kuriakose, Secretary and Other Officers and staff at all levels to achieve the present status of the Bank.

The Board also place on record its grief on the sudden and untimely departure of Staff members P. Chatha and Joy Joseph and remember the sincere service rendered by them

The Board remember the service rendered by all those employees who retired from the service of the Bank during 2002-03.

Thanking You,

Adv. K. SivadasanNair,

President

On behalf of the Board of Directors

Business Parameters

TABLE I
LENDING TARGET AND ACHIEVEMENT

(Rs. in lakhs)

	2001-02		2002-03		% Change over Previous year
	Target	Achi evement	Target	Achi evement	
Ordinary	1,000.00	766.42	1200.00	767.03	0.08 (+)
Scheme	14,000.00	11,740.29	16,000.00	9876.62	15.87 (-)
Non-farm	8,000.00	7,419.64	10800.00	6571.96	11.42 (-)
Rural Housing	20,000.00	11,981.08	17000.00	12115.69	1.124 (+)
Total	43,000.00	31,907.43	45,000.00	29,331.30	8.07(-)

TABLE II
RECOVERY PERFORMANCE FOR THE LAST 3 YEARS

(Rs. in lakhs)

	2000-01	2001-02	2002-03
1 At KSCARDB level			
Demand	25433.32	27521.59	33178.75
Collection	23488.38	23267.95	26488.24
Balance	1944.94	4253.64	6690.05
% of recovery	92.35	84.54	79.83
% of overdue	7.65	15.46	20.17
2 At PCARDB Level			
Demand	35284.32	39733.75	51753.19
Collection	23213.81	22263.28	26540.12
Balance	12070.51	17470.47	25213.07
% of recovery	65.79	56.03	51.28
% of overdue	34.21	43.97	48.72

TABLE III
DEBENTURES FLOATED DURING 2001-02 AND 2002-03

(Rs. in lakhs)

Category	2001-02	2002-03	% change over previous year
Ordinary	985.00	240.00	(-)75.63
Scheme	14689.43	10489.48	(-)28.59
Non-farm	8682.40	6976.307	(-)19.65
Rural Housing	13363.72	9862.28	(-)26.20
Total	37,720.55	27,568.067	(-) 26.91

TABLE IV
NET PROFIT APPROPRIATION 2002-2003

Sl.No.	Net Profit 2002-03	Rs.	Ps.
		10,37,15,141.19	
1	Statutory Reserve (30%)	3,11,14,542.00	
2	Agricultural Credit Stabilisation Fund (15%)	1,55,57,271.00	
3	Education Fund	40,000.00	
4	Common Good Fund	1,00,000.00	
5	Staff Benefit Fund	1,00,000.00	
6	Dividend @ 11% (46.23% of N.P)	4,79,46,086.00	
7	Building /fund	85,00,000.00	
8	Dividend Equalisation Fund	3,57,242.19	
	Total	10,37,15,141.19	

**Proceedings of the Additional Registrar
of Cooperative Societies (Audit) Kerala State
Thiruvananthapuram**

Present: S.Ramachandran

No. ADL(5) 53415/03

Dated: 29. 3. 2004

Sub: - Audit - Audit Certificate of Kerala State Co-operative Agricultural and Rural Development Bank Ltd., No. 4017 for the year 2002-2003 (31. 3. 2003)

Ref:- Audit Report and connected papers submitted by the Joint Registrar Con-Auditor of the Bank.

O R D E R

- 1 The Accounts of the Kerala State Cooperative Agricultural and Rural

Development Bank Ltd., No. 4017 for the year 2002-03 as audited by Shri. R. Chandrasekharan Nadar, Joint Registrar/Concurrent Auditor, A Flora Rose, Joint Registrar/Concurrent Auditor in charge, Office of the Joint Registrar (Audit) and Sri, C. prabhakaran, Joint Registrar/Concurrent Auditors are passed. The statements of Receipts and Disbursement cum Trial Balance, Profit and Loss account for the year ended 31st March 2003 and Balance Sheet as on 31. 3. 2003 as certified by the Auditor is appended. The following Are some of the salient features of the Bank.

- 2 The Bank was registered in 04. 10. 1956 and started working on 25- 10- 1956.

3. Membership and Share Capital

The number of members and their paid up share capital as on 31. 3. 2003 as Compared to those of previous year as shown below:

	As on 31. 3. 2003		As on 31. 3. 2002	
	Members	Share capital	Members	Share capital
a Primary Bank	44	42, 48, 94, 000. 00	44	45, 28, 00, 000. 00
b Government	1	6, 90, 78, 600. 00	1	6, 90, 78, 600. 00
c KSEB	1	1, 000. 00	1	1, 000. 00
d South Wayanad Girijan farming Society	1	2, 88, 000. 00	1	2, 88, 000. 00
TOTAL	47	49, 42, 61, 600. 00	47	52, 21, 67, 600. 00

4. a. Debentures:

The amount held in Debentures at the end of the year aggregated to Rs. 18, 33, 05, 86, 510. 00 as against Rs. 16, 31, 30, 42, 210. 00 of the beginning of the year.

- b. Deposit

The amount outstanding under deposits Rs. 15, 80, 05, 257. 10

5. Loan

The total loan outstanding at the end of the year stood Rs/14, 90, 31, 17, 047. 01 (2002-2003). The total demand from Primary Bank and individuals both under

Principal and interest amounted to Rs. 3, 04, 88, 09, 802. 00 which the sum of Rs. 2, 67, 57, 18, 329. 00/- collected and leaving a balance of Rs. 37, 30, 91, 473. 00.

6. Investment

The investment of the Bank are as follows:

a. The Bank has created a separate Debenture Redemption Fund in accordance with the Trust Deed. The investment due to the Debenture Redemption Fund (Sinking Fund) accounts during the year amounts to Rs. 3, 80, 33, 09, 978. 53.

b. Other Investment

Government Securities/Trustee Securities	13, 60, 00, 000. 00
Share	81, 65, 000. 00
Fixed Deposit	1, 19, 65, 53, 098. 00
Certificate Deposit	1, 63, 73, 07, 000. 00
Total	2, 97, 80, 25, 098. 00

7. Interest paid

Interest paid during the year is Rs. 1, 67, 09, 56, 854. 65/-

8. Interest Realised

Interest realized during the year is Rs. 1, 32, 24, 55, 918. 84/- Interest Accrued and Due is Rs. 9, 79, 32, 526. 97/- and Interest Accrued but not due is Rs. 76, 45, 06, 049. 00

9. Miscellaneous Income

Miscellaneous Income amounts Rs. 90, 83, 528. 01

10. Administrative Expenses

a. Establishment charges	7, 04, 46, 035. 00
b. Contingencies/General Expenses during the year is	3, 78, 32, 447. 80

11. Working Result

During the year the bank has earned a Net Profit of Rs. 10, 37, 15, 141. 19

12. Reserve Fund

Reserve Fund of the Bank at the end of the year is Rs. 16, 37, 48, 247. 00

13. Working Capital

The total working capital of the Bank as on 31. 3. 2003 was Rs. 19, 30, 15, 99, 123. 59/-

14. Audit Classification

The Bank is classified as 'A'

15. General Remarks

The defects pointed out in summary of defect may be rectified and the rectification report forward to the Joint Registrar, Trivandrum and the Registrar of Cooperative Societies at the earliest.

Approved.

Sl/-

ADDITIONAL REGISTRAR OF
COOPERATIVE SOCIETIES SOCIETIES (AUDIT)

**Kerala State Co-operative Agricultural
And Rural Development Bank Ltd. Thiruvananthapuram
Audit 2002-2003**

CERTIFICATE TO BE FURNISHED BY THE AUDITORS

We, R. Chandrasekharan Nadar, A. Flora and C. Prabhakaran Joint Registrars of Co-operative Societies/Concurrent Auditors duly authorized to Audit the accounts of the Kerala State Co-operative Agricultural and Rural Development Bank Ltd., Thiruvananthapuram, hereby certify that we have audited the accounts of the above Bank for the year 2002-2003 assisted by Shri. K. Viswambharan, Sr. Auditor of Co-operative Societies, Jayadev, K. Prakash and G. Rajan Nair, Junior Auditor of Co-operative Societies and further certify subject to the special note appended hereunder.

- a That the outstanding Share capital shown in the balance sheet agree with the total of share capital against each member in the admission of Share Register of the Bank.
- b That the outstanding Deposits and Borrowings shown in the balance sheet tallies with the Deposits and Borrowings shown in the ledger.
- c That the outstanding Loan amount shown in the balance sheet tallies with the total of the loans shown against members.

- d That the Board of Directors of the bank have appended a certified of soundness or otherwise about the loan outstanding and that in my opinion the estimate the Board of Directors is fairly correct.
- e That I have checked all the vouchers of Establishment and contingent charges except those mentioned in the summary of defects and found them correct.
- f That I have examined the investments made by the Bank with reference to the documents and vouchers supporting the same and I have found them correct and they are outstanding.
- g That I have examined the details for all the items under the adjusting heads and that they tally with the ledger balances.

Sd/-

C. Prabhakaran

Joint Registrar of Co-operative Societies/ Concurrent Auditor,

Kerala State Co-operative Agricultural & Rural Development Bank Ltd., Thiruvananthapuram

Thiruvananthapuram
Date 22-03-04

AUDIT REPORT FOR THE YEAR 2002-03

1. Date of Registration : 04 - 10 - 1956
2. Date of Starting : 25 - 10 - 1956
3. Postal Address of the Bank : Post Box No. 56, Thiruvananthapuram- 695001
4. Name and Designation of the Auditors : R. Chandrasekharan Nadar, Joint Registrar of Co-operative Societies/Concurrent Auditor (upto 30-9-03), A. Flora Rose, Joint Registrar of Co-operative Societies/Concurrent Auditor incharge (From 30-9-03) and C. Prabhakaran, Joint Registrar/ Concurrent Auditor (from 22-01-2004).

Assisted by :-

- 1 K. Viswambharan (upto 31-5-03)
- 2 Jayadev. R.
Jr. Auditor of Co-operative Societies
- 3 G. Rajan Nair (upto 2-5-2003)
Jr. Auditor of Co-operative Societies
- 4 Prakash. K. (from 2-5-2003)
Jr. Auditor of Co-operative Societies.

C. PRABHAKARAN

Joint Registrar of Co-operative Societies/Concurrent Auditor
Kerala State Co-operative Agricultural & Rural Development
Bank Limited, Thiruvananthapuram

Thiruvananthapuram
Date 22. 3. 2004.

47th Annual Report 2002-2003

Kerala State Co-operative Agricultural And

RECEIPTS AND DISBURSEMENT CUM

DEBIT

Sl. No.	Particulars	Balance as on 31.3.2002		Payments		Receipts		Balance as on 31.3.2003	
		Rs.	Ps.	Rs.	Ps.	Rs.	Ps.	Rs.	Ps.
1	Establishment Charges			11, 56, 64, 549	10	4, 52, 18, 514	10	7, 0446, 035	00
2	Contingencies			5, 90, 76, 721	46	2, 12, 44, 273	66	3, 78, 32, 447	80
3	Interest			1, 69, 85, 48, 287	65	2, 75, 91, 433	00	1, 67, 09, 56, 854	65
4	Assets (Movable & Immovable)	4, 40, 02, 005	09	1, 29, 92, 635	21	9, 40, 667	60	560, 53, 972	70
5	Loans	14, 02, 27, 18, 145	52	2, 97, 99, 08, 206	30	2, 09, 95, 09, 304	81	1490, 31, 17, 047	01
6	Investments	5, 20, 68, 71, 953	14	9, 30, 80, 98, 121	06	7, 73, 36, 34, 997	67	6, 78, 13, 35, 076	53
7	Interest Receivable	1, 06, 78, 50, 691	31	1, 79, 18, 62, 543	95	1, 67, 62, 78, 333	35	1, 18, 34, 34, 901	91
8	Other Loans to PCARDS is and KSCARD B staff	62816733	65	3, 58, 31, 901	30	19595063	50	79053571	45
9	Adjusting Heads Due to	17, 03, 69, 176	13	21, 52, 42, 527	18	21, 92, 62, 746	76	16, 63, 48, 956	55
10.	Principal State Partnership Fund	21, 93, 78, 800	00	16, 02, 1000	00	2, 15, 000	00	235184800	00
11.	Balance with Banks	749713666	68	29049695155	66	29, 10, 76, 59, 968	76	17006553	58
12.	Postage and Stamps	1574	05	-		1, 574	05	-	
13.	Cash in hand	1058	68	30595200	39	3, 05, 95, 311	09	947	98
14.	Regional Office/SIC and Inspection Wing	1467, 06, 89, 628	79	281, 20, 48444	27	1, 86, 23, 56, 876	96	15620381196	10
	TOTAL	3553, 96, 71133	04	4812, 55, 85, 293	53	42, 84, 41, 04, 065	31	40821152361	26



Rural Development Bank Ltd. AUDIT 2002-2003

TRIAL BALANCE AS ON 31.03.2003

CREDIT

Sl. No.	Particulars	Balance as on 31.3.2002		Receipt		Payments		Balance as on 31-03-2003	
		Rs.	Ps.	Rs.	Ps.	Rs.	Ps.	Rs.	Ps.
1.	Interest realised			2, 15, 55, 42, 805. 20		85, 30, 86, 886. 36		1, 30, 24, 55, 918. 84	
2.	Interest Accrued and Due			1, 02, 56, 41, 462. 97		92, 77, 08, 936. 00		9, 79, 32, , 526. 97	
3.	Interest Accrued but not Due			1, 52, 90, 12, 098. 00		76, 45, 06, 049. 00		76, 45, 06, , 049. 00	
4.	Miscellaneous Income			96, 96, 180. 96		6, 12, 652. 95		90, 83, 528. 01	
5.	Paid-up Share Capital	49, 42, 61, 600. 00		2, 79, 06, 000. 00		-		52, 21, 67, 600. 00	
6.	Statutory Reserves and other funds	29, 51, 79, 879. 36		5, 31, 01, 149. 83		47, 300. 00		34, 82, 33, 729. 19	
7.	Other reserves and provisions	2, 18, 54, 78, 689. 05		2, 05, 45, 753. 00		4, 01, 60, 037. 03		2, 16, 58, 64, 405. 02	
8.	Deposits	14, 47, 19, 599. 17		3, 43, 73, 071. 07		2, 10, 87, 413. 14		15, 80, 05, 257. 10	
9.	Debentures	16, 31, 30, 42, 210. 00		4, 78, 57, 00, 700. 00		2, 76, 81, 56, 400. 00		18, 33, 05, 86, 510. 00	
10.	Adjusting Heads due by	29, 87, 91, 794. 28		3, 81, 96, 88, 586. 54		3, 80, 56, 64, 336. 35		31, 28, 16, 044. 47	
11.	Interest payable	76, 44, 83, 771. 45		87, 64, 28, 789. 00		75, 05, 41, 761. 00		89, 03, 70, 799. 45	
12.	Principal State partnership	21, 93, 78, 800. 00		1, 60, 21, 000. 00		2, 15, 000. 00		23, 51, 84, 800. 00	
13.	Undistributed Profit	15, 36, 45, 160. 94		6, 35, 63, 997. 11		15, 36, 45, 160. 94		6, 35, 63, 997. 11	
14.	Head Office Account	1467, 06, 89, 628. 79		2, 81, 21, 26, 409. 27		1, 86, 24, 34, 841. 96		15, 62, 03, 81, 196. 10	
	TOTAL	35, 53, 96, 71, 133. 04		17, 22, 93, 48, 002. 95		11, 94, 78, 66, 774. 73		40, 82, 11, 52, 361. 26	

47th Annual Report 2002-2003

**Kerala State Co-operative Agricultural And
Rural Development Bank LTD.,
Thiruvananthapuram**

Balance Sheet As On 31st March 2003

Particulars		31/3/2002		31/03/2003	
Schedule					
		Rs.	Ps.	Rs.	Ps.
I	Share Capital	49,42,61,600.00		52,21,67,600.00	
I	Statutory Reserve and other fund	29,51,79,879.36		34,82,33,729.19	
III	Other Reserves and Provisions	2,18,54,78,689.05		2,45,68,91,949.20	
IV	Deposits	14,47,19,599.17		15,80,05,257.10	
VI	Debentures	16,31,30,42,210.00		18,33,05,86,510.00	
VII	Interest Payable	76,44,83,771.45		89,03,70,799.45	
VIII	Adjusting heads due by	29,87,91,794.28		31,28,16,044.47	
IX	Principal State Partnership Fund	21,93,78,800.00		23,51,84,800.00	
	Undistributed Profit	5,57,92,856.83		6,35,63,997.11	
	Net Profit	9,78,52,304.11		10,37,15,141.19	
TOTAL		20,86,89,81,504.25		23,42,15,35,827.71	

PROPERTY AND ASSETS

I	Cash in hand	1,058.68		947.98	
I	Postage stamp	1,574.05		0.00	
III	Balance with Bank	7,49,71,366.68		1,70,06,553.58	
IV	Investments	5,20,68,71,953.14		6,78,13,35,076.53	
V	Loans	14,02,27,18,145.52		14,90,31,17,047.01	
VI	Loans to CADB and PADB staff	6,28,16,733.65		7,90,53,571.45	
VII	Interest Receivable	1,06,78,50,691.31		1,18,34,34,901.91	
VIII	Fixed Assets	4,40,02,005.09		5,60,53,972.70	
IX	Adjusting heads due to	17,03,69,176.13		16,63,48,956.55	
X	Principal State Partnership Fund Invest	21,93,78,800.00		23,51,84,800.00	
TOTAL		20,86,89,81,504.25		23,42,15,35,827.71	



**Kerala State Co-operative Agricultural And
Rural Development Bank LTD.,
Thiruvananthapuram**

Profit And Loss Account for the Year Ended 31st March 2003

	Schedule	31/03/2002	31/03/2003
I. INCOME			
Interest realised	16	1, 17, 56, 81, 382. 93	1, 30, 24, 55, 918. 84
Interest accrued and due	17	5, 77, 48, 198. 88	9, 79, 32, 526. 97
Interest accrued but not due	18	75, 82, 16, 673. 00	76, 45, 06, 049. 00
+ Miscellaneous Income	19	1, 18, 65, 202. 78	90, 83, 528. 01
Reserves		4, 73, 25, 484. 32	5, 45, 46, 780. 88
TOTAL		2, 05, 08, 36, 941. 91	2, 22, 85, 24, 803. 70
II. EXPENDITURE			
Interest paid	20	1, 46, 49, 18, 932. 00	1, 67, 09, 56, 854. 65
Administrative expenses	21	10, 86, 90, 207. 92	11, 10, 96, 855. 89
Reserves and Provisions	22	37, 93, 75, 497. 88	34, , 27, 55, 951. 97
Net Profit		9, 78, 52, 304. 11	10, 37, 15, 141. 19
TOTAL		2, 05, 08, 36, 941. 91	2, 22, 85, 24, 803. 70

47th Annual Report 2002-2003

Kerala State Co-operative Agricultural And Rural Development Bank Ltd. Thiruvananthapuram

SCHEDULES TO BALANCE SHEET

SCHEDULE 1 - Share Capital

Particulars	31/03/2002	31/03/2003
	Rs. Ps	Rs. Ps
Authorised Capital 1000,000 share of Rs.1000 each	100,00,00,000.00	1000000000.00
Paid up Capital		
1 Contributed by PAD Banks	42,48,94,000.00	45,28,00,000.00
2 Govt. of Kerala	6,90,78,600.00	6,90,78,600.00
3 Contributed by KSEB	1,000.00	1,000.00
4 Contributed by SWGCF Society	2,88,000.00	2,88,000.00
TOTAL	49,42,61,600.00	52,21,67,600.00

SCHEDULE 2

Statutory Reserve and other Fund

Sl.No. Particulars	31/03/2002	31/03/2003
	Rs. Ps	Rs. Ps
1 Statutory Reserve	14,41,77,786.00	16,37,48,247.00
2 Dividend Equalization Fund	3,51,536.86	5,76,186.69
3 Common Good Fund	6,86,640.00	7,79,340.00
4 Staff Benefit Fund	22,89,190.50	29,09,557.50
5 Education Fund	40,000.00	40,000.00
6 Building Fund	2,44,29,879.00	3,27,29,879.00
7 Agricultural Credit Stabilization Fund	12,32,04,847.00	14,74,50,519.00
TOTAL	29,51,79,879.36	34,82,33,729.19



SCHEDULE 3 - Other Reserves and Provisions

Sl.No.	Particulars	31/03/2002	31/03/2003
		Rs. Ps	Rs. Ps
01	Recoupment Fund for Land	19,34,790.63	19,34,790.63
02	Recoupment Fund for Building	11,42,012.00	11,42,012.00
03	Reserve for Bad & Doubtful Debts	98,66,47,000.00	1,11,20,23,371.00
04	Reserve for Bad and Doubtful Assets	83,717.47	83,717.47
05	Reserve for Branch Suspense	79,554.63	0.00
06	Reserve for shortage of furniture	25,180.00	25,180.00
07	Reserve for Interest Earned but not realised	7,42,308.62	7,42,308.62
08	Reserve for Interest deferred	45,66,82,153.52	47,56,61,596.52
09	Reserve for deferred interest payable to NABARD	4,00,000.00	4,00,000.00
10	Reserve for Interest overdue	5,45,46,780.88	9,47,31,108.97
11	Reserve for investment fluctuation	75,19,792.75	75,19,792.75
12	Capital Reserve	14,09,752.82	18,65,102.82
13	Reserve for Interest overdue (Sugandhagiri)	2,88,04,489.00	3,19,73,287.00
14	Reserve for Interest overdue(Attappadi)	1,54,06,233.92	1,54,06,233.92
15	Income tax Reserves	8,10,59,585.00	9,10,59,585.00
16	Reserve for investment in Co-op. Hospital	5,00,00,000.00	5,00,00,000.00
17	Reserve for interest on investment in Co-op. Hospital	3,48,47,502.00	4,06,13,335.00
18	Provision for excess credit towards SRBF	13,06,829.22	13,06,829.22
19	Provision for meeting guarantee commission	7,28,44,500.00	3,78,44,500.00
20	Provision for imbalance	16,74,56,000.00	22,59,63,000.00
21	Staff Retirement Benefit Fund	8,68,16,175.00	10,25,94,026.00
22	Provision for Computerization	9,50,00,000.00	9,50,00,000.00
23	Provision for Mannam Sugar Mill	75,000.00	75,000.00
24	Depreciation Reserve	2,79,89,336.29	3,34,87,737.69
25	Reserve for Earned Leave	1,25,00,000.00	1,50,00,000.00
26	Reserve for the value of suitcases & watches	52,915.30	52,915.30
27	Reserve for Medical treatment objected	5,000.00	0.00
28	Inproper expenditure incurred in connection with the Visit of Sri Phervani	33433.80	0.00
29	Travancore Credit Bank Loan	68146.20	68146.20
30	Reserve for DA	0.00	7500000.00
31	Reserve for surrender of earned leave	0.00	2605800.00
32	Reserve for former MD's(Sri Suresh Kumar (IAS) Advance objected 2002-03	0.00	65,223.09
33	Reserve for general body President's conference expenses (Gift) given objected) 2002-03	0.00	1,47,350.00
34	Reserve for IFCI Investment	0.00	100,00,000.00
TOTAL		2,18,54,78,689.05	2,45,68,91,949.20

47th Annual Report 2002-2003

SCHEDULE 4 - Deposits

Sl.No.	Particulars	31/03/2002	31/03/2003
		Rs. Ps	Rs. Ps
1	Fixed Deposits	365.00	365.00
2	Matured Fixed Deposits	200.00	200.00
3	Primary Banks Deposits	78,17,663.00	8,55,0701.00
4	Reserve Fund Deposit Primaries	5,40,72,146.20	6,24,43,431.30
5	Rural Debentures Deposits	200.00	200.00
6	Staff Security Deposit PCARD Banks	2,29,870.00	2,29,120.00
7	Staff PF PCARDBS	8,25,84,439.97	8,67,66,524.80
8	Cattle Risk Fund	14,715.00	14,715.00
TOTAL		14,47,19,599.17	15,80,05,257.10

SCHEDULE 6 - Debentures

Sl.No.	Particulars	31/03/2002	31/03/2003
		Rs. Ps	Rs. Ps
1	Ordinary Debentures	1,59,37,00,000.00	1,29,14,00,000.00
2	Nabard Scheme Debenture	6,49,71,64,770.00	7,05,84,99,170.00
3	Non-Farm Debentures	3,19,66,96,000.00	3,40,39,32,800.00
4	Rural Housing Debentures	4,19,85,49,600.00	4,76,35,95,200.00
5	NABARD Housing Debenture	82,10,78,000.00	1,80,73,06,000.00
6	Matured Debentures	58,53,840.00	58,53,340.00
TOTAL		16,31,30,42,210.00	18,33,05,86,510.00



SCHEDULE 7 - Interest Payable

Sl. No.	Particulars	31/03/2002	31/03/2003
1	Interest payable on Ordinary Debentures	3,67,03,940.00	2,30,03,895.00
2	Interest payable on Scheme Debentures	27,32,06,824.16	32,35,03,428.16
3	Interest payable on Non-Farm Debentures	27,78,17,980.00	29,37,75,621.00
4	Interest payable on Deferred scheme.	3,25,84,829.61	4,06,43,126.61
5	do NABARD Housing Debentures	10,75,160.00	6,18,16,497.00
6	Interest Payable on Rural Housing Debentures	14,30,71,454.00	14,76,04,648.00
7	Interest receivable Central Bank loan	8,573.07	8,573.07
8	Interest receivable foreclosed loan	3,638.26	3,638.26
9	Interest receivable rubber loan	11,372.35	11,372.35
TOTAL		76,44,83,771.45	89,03,70,799.45

SCHEDULE 8 - Adjusting Heads - Due by

Sl.No.	Particulars	31/03/2002 Rs. Ps	31/03/2003 Rs. Ps
1	Sundry creditors	12,39,756.39	10,72,015.39
2	Sundry Deposits	32,88,711.18	25,68,343.78
3	Accrued salaries	1,37,675.69	1,74,294.09
4	P. F payable	21,485.15	40,299.15
5	Miscellaneous deduction	59,191.47	40,820.47
6	Advance repayment	29,30,85,649.90	30,81,86,786.59
7	Suspense	10.00	0.00
8	Interest paid to K. V. Anandan	187.50	0.00
9	Non-refundable SRBF objected	71,312.00	0.00
10.	CDF- Vehicle	8,71,415.00	7,25,285.00
11.	CDF- Computer	16,400.00	8,200.00
TOTAL		29,87,91,794.28	31,28,16,044.47

47th Annual Report 2002-2003

SCHEDULE 9 - Balance With Bank

Sl.No.	Particulars	31/03/2002	31/03/2003
		Rs. Ps	Rs. Ps
1	KSCB OD (HO)	4,06,228.13	2,15,342.97
2	KSCB CC (HO)	117.90	117.90
3	KSCB CC(TVM)	428.85	428.85
4	do Kollam	2,320.00	4,484.00
5	KSCB Statue CA	8,80,436.23	6,02,103.62
6	do Ernakulam (STC)	42,897.90	45,905.40
7	do Kozi kode	937.79	2,077.79
8	do Ernakulam	616.58	616.58
9	do Thrissur	5,683.70	58,955.70
10	do Thiruvananthapuram	23,014.40	14,492.53
11	do Alappuzha	3,774.12	1,284.12
12	do Kollam	8,116.66	621.66
13	do Kannur	1,889.50	8,38,443.50
14	do Malappuram	27,077.33	69,901.00
15	DCB (C.A) Kottayam	8,781.26	23,674.26
16	do Palakkad	1,484.52	1,464.52
17	do Kasaragode	27,171.36	5,229.36
18	do Iddukki	3,715.18	14,667.18
19	do Pathananthitta	17,031.00	38,302.50
20	do North Zone Kannur	2,394.97	2,221.97
21	do Wayanad	2,819.95	31,283.75
22	SBT current Account (H.O)	27,290.60	36,390.62
23	do Thiruvananthapuram	27,338.80	49,336.60
24	do Alappuzha	33,977.30	11,643.30
25	do Calicut	38,839.00	13,914.00
26	do Ernakulam	49,176.11	41,229.91
27	do Kottayam	2,86,197.38	1,19,396.38
28	do Malappuram	10,826.30	17,627.30
29	do Kollam	67,921.13	31,020.13
30	do Palakkad	5,215.36	20,934.65
31	do Iddukki	56,616.70	2,880.70
32	do Kasaragode	5,677.35	3,074.35
33	do Wayanad	4,893.65	3,925.65
34	do Pathananthitta	25,744.25	26,657.25
35	do Kannur	13,252.40	16,818.40
36	do Thrissur	48,430.45	35,457.45
37	SBI (C.A) HO	1,86,113.59	58,273.59
38	RBI (C.A) HO	11,177.98	11,358.04
39	Treasury (C.A) HO	6,85,12,792.00	1,05,17,856.00
40	SBT SSI Branch (HO)	40,57,746.80	40,02,108.90
41	Union Bank of India Ekm	32,804.00	9,551.00
42	do STC	548.20	480.20
43	Central Bank of India (HO)	1,850.00	0.00
44	Dhanalakshmi Bank (HO)	0.00	5,000.00
TOTAL		7,49,71,366.68	1,70,06,553.58

**SCHEDULE 10 - Investments**

Sl.No.	Particulars	31/03/2002	31/03/2003
		Rs. Ps	Rs. Ps
1	Agricultural Credit Stabilisation Fund Investment	12,85,02,507.00	14,72,30,466.00
2	General Investment	1,65,05,70,387.61	2,45,49,78,000.00
3	Reserve Fund Investment	13,29,33,644.00	13,29,33,644.00
4	Sinking Fund Investment	3,04,12,60,026.53	3,80,33,09,978.53
5	Bad and doubtful debts investment	18,16,51,400.00	17,09,29,000.00
6	Staff P. F Investment (PADB)	1,00,00,000.00	1,00,00,000.00
7	Reserve Fund Primaries Investment	1,19,53,988.00	1,19,53,988.00
8	Imbalance Investment	5,00,00,000.00	5,00,00,000.00
TOTAL		5,20,68,71,953.14	6,78,13,35,076.53

SCHEDULE 11 - Loans

Sl.No.	Particulars	31/03/2002	31/03/2003
		Rs. Ps	Rs. Ps
1	Central Bank Loans	60,128.33	60,128.33
2	Central Bank Rubber Loan	10,801.20	10,801.20
3	Credit Bank Loan	2,85,737.84	2,85,737.84
5	Ordinary loan	54,03,14,683.31	51,67,10,528.32
6	Scheme Loans (ARF)	5,26,16,61,417.66	5,54,02,46,135.34
	-do- (PRF)	7,35,70,772.14	6,11,69,762.75
7	Loans to Sugandhagiri	91,00,000.00	91,00,000.00
9	Non-Farm Loans (CLS)	2,04,80,93,753.62	2,30,96,58,004.45
	-do- (SRTO)	29,24,83,555.00	24,15,51,199.52
	-do- (ILS)	23,46,64,178.00	17,13,06,621.00
10.	Rural Housing Loans(NHB)	4,37,49,41,321.42	4,02,76,50,664.26
11.	Housing Loan (HDFC)	33,36,99,432.00	28,29,08,483.00
12.	Housing Loan NABARD	85,38,32,365.00	1,74,24,58,981.00
TOTAL		14,02,27,18,145.52	14,90,31,17,047.01

47th Annual Report 2002-2003

SCHEDULE 12- Loans to CARDB and PCARDB Staff

Sl.No.	Particulars	31/03/2002	31/03/2003
		RS. PS	RS. PS
1	Building Loan to PADB Staff	40,90,078.55	80,95,521.55
2	House Loan to KSCARDB Staff	2,17,50,905.00	2,37,82,192.00
3	Additional House Loan to Staff	74,05,882.00	70,44,023.00
4	Vehicle Loan to KSCARDB Staff	49,38,131.90	45,67,502.60
5	SRBF Loan to KSCARDB Staff	1,80,47,656.20	1,90,78,732.80
6	SBF Loan to KSCARDB Staff	4,01,214.00	3,03,954.50
7	Building Loan to PCARDB	5,73,301.00	12,19,974.00
8	Vehicle Loan to PADB	4,06,974.00	2,56,934.00
9	CDF Computer Loan to PADB	16,400.00	8,200.00
10.	Computer loan to PADB (Interest Free)	43,14,776.00	1,38,21,252.00
11.	CDF Vehicle Loan	8,71,415.00	7,25,285.00
12.	Additional house Loan to PCARDB Staff	-	1,50,000.00
TOTAL		6,28,16,733.65	7,90,53,571.45

SCHEDULE 13 - Interest Receivable

Sl.No.	Particulars	31/03/2002	31/03/2003
		RS. PS	RS. PS
1	Ordinary Loans	5,54,21,196.00	6,14,15,671.53
2	Scheme Loans (ARF)	41,67,79,150.00	46,17,88,886.22
	-do- (PRF)	76,49,997.00	58,07,826.00
3	Scheme deferred - SADU	9,79,95,797.60	10,09,50,246.70
4	Non-farm loans (SRTO)	1,97,26,262.00	1,75,23,421.00
	-do- (ILS)	1,51,54,661.00	1,20,58,734.00
	-do- (CLS)	9,95,41,632.26	12,50,84,987.10
5	Rural Housing Loans (NHB)	18,64,92,054.88	17,28,03,203.37
6	Housing Loan (HDFC)	1,85,85,008.50	1,86,42,245.50
7	Sugandhagiri Loans	2,88,04,989.00	3,19,73,287.00
8	Miscellaneous - Loans	180,18,845.84	2,11,79,357.59
9	Interest receivable on investment	8,24,73,287.23	11,14,74,527.90
10.	Interest receivable Housing NABARD	2,12,07,810.00	4,27,32,508.00
TOTAL		1,06,78,50,691.31	1,18,34,34,901.91

**SCHEDULE 14 - Fixed Assets****Land and Building**

Sl.No.	Particulars	31/03/2002	31/03/2003
		Rs. Ps	Rs. Ps
1	Bank Premises Ho	69,484.63	69,484.63
2	Bank Premises Ro Eranakulam	3,65,880.29	3,65,880.29
3	Bank Building Ho	15,34,953.22	15,34,953.22
4	Land And Building Ro Malappuram	80,300.00	80,300.00
3	Land And Building Ro Kannur (New)	8,90,087.00	8,90,087.00
4	Land And Building Ro Kannur	4,54,648.63	4,54,648.63
5	Bank Building Ro Alappuzha	8,05,099.00	8,05,099.00
6	Bank Building Ro Kozhikode	7,77,478.00	7,97,361.00
7	Bank Building Ro Eranakulam	43,20,211.40	43,20,211.40
8	Bank Building Ro Palakkad	4,82,600.75	4,82,600.75
9	Land And Building Idukki	42,50,830.00	66,61,437.25
10.	Land And Building Ro Kasargode	11,16,708.00	11,16,708.00
11.	Bank Building Ro Kottayam	-	64,61,457.00
TOTAL		15148280.92	24040228.17

Furniture and Fittings

1	Furniture And Fittings	41,33,303.51	51,97,604.47
2	Sanitary Fittings	1,77,990.71	1,86,172.71
3	Electrical Fittings	13,32,594.86	17,63,848.86
4	Generator	2,63,203.00	2,63,203.00
5	BPLI - EPABX	2,46,099.00	3,51,999.00
6	Computers	1,70,65,555.00	1,79,07,701.00
7	Office Equipments	3,92,154.90	6,25,502.90
TOTAL		23610900.98	26296031.94

Vehicles

1	Jeeps	16,04,648.37	1,60,4413.37
2	Cars	35,58,591.60	40,33,716.00
3	Cycles	13,311.66	13,311.66
TOTAL		51,76,551.63	56,51,441.03

Library

1	Library	66,271.56	66,271.56
GRAND TOTAL		4,40,02,005.09	5,60,53,972.70

47th Annual Report 2002-2003

SCHEDULE 15 - Adjusting Heads Due To

Sl. No.	Particulars	31/03/2002 Rs. Ps	31/03/2003 Rs. Ps.
1	Income tax deducted at source	50,52,716.50	74,86,250.50
2	Rent receivable	1,28,269.00	1,17,512.00
3	Debt Relief Receivable from Govt.	30,07,350.00	30,07,350.00
4	Accounts Receivable from Employees	8,39,144.10	8,03,144.10
5	Advance to Staff	65,954.65	88,747.02
6	Advance to Directors	22,162.00	231.00
7	Sundry Debtors	15,77,78,125.18	15,00,18,235.82
8	Interest due account Central Bank	8,573.07	8,573.07
9	Nabard Reimbursement	23,84,598.36	11,72,977.70
10	Branch Suspenses	79,554.63	0.00
11	Interest objected 73-74 K. V. Anandan	187.50	0.00
12	Excess credit as SRBF	7,74,646.95	7,74,646.95
13	Suspense Account Branch	10.00	0.00
14	Amount paid for suitcases and watches	52,915.30	52,915.30
15	Medical Aid objected (Raghavan Pillai)	5,000.00	0.00
16	Non refundable loan SRBF objected	71,312.00	0.00
17	Visit of Sri. M.J. Phirwani objected	33,433.80	
18	Surrender of Earned Leave objected	0.00	26,05,800.00
19	General body and President's Conference Expenses (Gift) objected 2002-03	0.00	1,47,350.00
20	Former MD's (Sri Suresh Kumar IAS) Advance Objected 2002-03	65,223.09	65,223.09
TOTAL		17,03,69,176.13	16,63,48,956.55

**SCHEDULE 16 - Interest Realised**

Sl. No.	Particulars	31/03/2002	31/03/2003
		Rs. Ps	Rs. Ps.
1	Interest realised on Ordinary Loans	2, 53, 16, 977. 00	2, 17, 56, 529. 00
2	Interest realised on Scheme Loans (ARF)	13, 03, 05, 691. 00	13, 90, 98, 689. 00
3	Interest realised on Scheme Loans (PRF)	9, 66, 999. 00	0. 00
4	Interest realised on SADU Scheme Deferred	78, 78, 016. 00	32, 53, 772. 00
5	Interest realised on Non-Farm Loans (SRT0)	2, 65, 77, 011. 10	2, 06, 99, 013. 00
6	Interest realised on Non-Farm Loans (ILS)	2, 23, 80, 228. 00	1, 66, 73, 375. 00
7	Interest realised on Non-Farm Loans (CLS)	10, 18, 80, 611. 00	12, 75, 91, 029. 90
8	Interest realised on Rural Housing Loans (NHB)	42, 54, 75, 164. 12	40, 22, 18, 484. 63
9	Interest realised on Rural Housing Loans (HDFC)	3, 39, 86, 299. 00	2, 80, 19, 556. 50
10.	Interest realised on Housing Loan NABARD	93, 75, 572. 00	8, 65, 85, 101. 00
11.	Interest realised on Investments	39, 06, 30, 894. 71	45, 28, 82, 585. 81
12.	Penal Interest collected	7, 34, 744. 00	22, 19, 338. 00
13.	Overdue Interest collected	1, 73, 176. 00	14, 58, 445. 00
TOTAL		1, 17, 56, 81, 382. 93	1, 30, 24, 55, 918. 84

SCHEDULE 17 - Interest Accrued And Due

Sl. No.	Particulars	31/03/2002	31/03/2003
		Rs. Ps	Rs. Ps.
1	Ordinary Loans.	37, 63, 860. 00	53, 80, 030. 00
2	Scheme Loans (ARF)	1, 24, 92, 865. 00	1, 80, 20, 464. 00
3	Scheme Loans (PRF)	8, 88, 007. 00	8, 56, 555. 00
4	SADU Scheme Loans	41, 945. 00	46, 594. 00
5	Non-Farm Loans (SRT0)	15, 72, 492. 00	25, 45, 881. 00
6	Non-Farm Loans (ILS)	7, 11, 854. 00	10, 70, 863. 00
7	Non-Farm Loans (CLS)	64, 46, 899. 00	2, 27, 31, 218. 10
8	Rural Housing Loans (NHB)	2, 21, 85, 609. 88	3, 31, 67, 958. 37
9	Rural Housing Loans (HDFC)	58, 74, 175. 00	73, 64, 754. 50
10.	Rural Housing Loans NABARD	4, 81, 329. 00	35, 46, 791. 00
10.	Sugandhagiri Scheme Loans	32, 01, 418. 00	32, 01, 418. 00
11.	Miscellaneous (House Loan/Vehicle Loan)	87, 745. 00	0. 00
TOTAL		5, 77, 48, 198. 88	9, 79, 32, 526. 97

47th Annual Report 2002-2003

SCHEDULE 18 - Interest Accrued But Not due

Sl. No.	Particulars	31/03/2002	31/03/2003
		Rs. Ps.	Rs. Ps.
1	Ordinary Loans	4,47,46,815.00	4,23,90,277.00
2	Scheme Loans (ARF)	36,65,88,662.00	39,74,26,982.00
3	Scheme Loans (PRF)	63,28,303.00	47,36,239.00
4	SADU Scheme Loans	2,18,00,415.00	1,89,79,443.00
5	Non-Farm Loans (SRT0)	1,88,56,128.00	1,35,04,757.00
6	Non-Farm Loans (ILS)	1,50,19,600.00	1,04,69,335.00
7	Non-Farm Loans (CLS)	8,87,35,447.00	9,71,75,736.00
8	Rural Housing Loans (NHB)	16,31,21,861.00	13,12,51,295.00
9	Rural Housing Loans (HDFC)	1,22,99,993.00	94,19,237.00
10	Rural Housing Loans NABARD	2,07,19,449.00	3,91,52,748.00
TOTAL		75,82,16,673.00	76,45,06,049.00

SCHEDULE 19 - Miscellaneous Income

Sl. No.	Particulars	31/03/2002	31/03/2003
		Rs. Ps.	Rs. Ps.
1	Commission	1,04,085.63	66,940.00
2	Miscellaneous Income	34,93,417.00	22,238.00
3	Interest account Miscellaneous	61,71,700.15	78,17,339.01
4	Rent received	14,62,756.00	11,77,011.00
5	Interest on Income Tax- Refund	6,33,244.00	0.00
TOTAL		1,18,65,202.78	90,83,528.01



SCHEDULE 20 - Interest Paid

Sl. No.	Particulars	31/03/2002	31/03/2003
		Rs. Ps.	Rs. Ps.
1	Interest on Bank borrowing	1,762.00	21,884.65
2	Interest Interim Finance	0.00	73,002.00
2	Interest Ordinary Debentures	18,79,27,645.00	18,43,60,667.00
3	Interest Scheme Debentures	4,58,37,818.00	52,74,73,297.00
4	Interest Non-Farm Debentures	27,04,59,747.00	29,39,07,125.00
5	Interest Rural Housing Debentures	48,78,33,548.00	53,68,93,121.00
6	Interest HDFC	35,45,908.00	0.00
7	Interest NABARD	10,75,160.00	8,03,01,889.00
8	Interest Staff Security Deposit	25,200.00	21,553.00
9	Interest Staff P. F. of PADB's	85,50,136.00	75,68,054.00
10.	Interest SRBF	92,87,382.00	1,03,67,279.00
11.	Interest PCARDB Deposit	7,10,127.00	7,33,038.00
12.	Interest Reserve Fund Primaries	50,32,898.00	52,52,356.00
13.	Interest Advance Principal	3,20,91,601.00	2,39,83,589.00
TOTAL		1,46,49,18,932.00	1,67,09,56,854.65

47th Annual Report 2002-2003

SCHEDULE-21 Administrative Expenses

Sl. No.	Particulars	31/03/2002	31/03/2003
		Rs. Ps.	Rs. Ps.
1	Salaries and Wages	66499379.50	65376872.00
2	Salaries to Government Employees	829857.41	561759.00
3	P.F. contribution	6042426.25	6004954.00
4	Printing	502705.55	441359.60
5	Stationery	328414.70	319115.35
6	Electricity, water	801220.00	1285776.00
7	Telephone	891837.50	648342.76
8	Delegate fees and Conference expense	307836.80	363587.80
9	T.A to staff	1375622.00	1412321.50
10.	Internet charges	0.00	19761.00
11.	T. A to Director	839344.00	561059.25
12.	Uni forms	82088.20	0.00
13.	Repairs to Furniture	71320.20	42200.20
14.	Books and periodicals	84224.25	79328.55
15.	Newsletter/Bulletin	31020.00	0.00
16.	Bank charges	367117.00	445657.33
17.	Postage	141842.50	159773.60
18.	Training to staff	468831.00	2573071.36
19.	Honorarium	48000.00	51000.00
20	Teaching Aid	6495.00	10716.00
21.	Food Subsidy	28227.95	36760.00
22.	Rent	532936.00	693031.00
23.	Entertainment	202033.65	184613.40
24	Conveyance	1000.00	4383.00
25.	Premium for gratuity	4153751.00	3480042.00
26.	Sitting fee to Directors	46000.00	49295.00
27.	Advertisement	197084.45	716334.90
28.	Best Farmer Award Expenses	65004.00	639076.90
29.	Membershi p contributi on	522500.00	526250.00
30.	Donati on	150362.00	375000.00
31.	Medi cal Aid	416236.50	430540.00
32.	Inspecti on and Consul tati on	120370.00	132153.00
33.	Legal Charges	70236.00	117500.00
34.	Audi t Expenses	666653.00	725585.00
35.	Conti ngenci es/General expenses	295817.40	352270.84
36.	Data Entry Expenses	0.00	0.00
37	Computer Repl i cati on Expenses	142000.00	1 8 92000.00
38	Rate, Insurance, Fees and Taxes	330585.00	632143.00
39	Bui lding Repai rs	754074.98	1577684.24
40	Repai rs and Mai ntence of Electrical Items	95186.95	69032.94
41	Repai rs and Mai ntence of Electroni cs Items	92693.72	57677.18
42	Repai rs and Mai ntence of Computers	0.00	36900.00
43	Vehi cle runni ng and mai ntence	278974.25	217735.11
44	Vehi cle runni ng expenses (fuel)	464663.46	415848.99
45	Generator Runni ng & mai ntence	180.00	1005.00
46	Bonus to Staff	1113794.00	1108250.00
47	Village adopti on expenses	-	
48	Income tax pai d	0.00	225947.00
49	Incenti ve to PCARDB	2470132.75	2532902.00
50.	Subsi dy to PCARDBS	9310161.00	9213078.00
51.	Subsi dy to PCARDBS (Cost of Spl. Sale Offi cer)	2969289.00	1022552.00
52.	Speci al Incenti ve	1284893.00	1510064.00
53	Subsi dy for Penal interest	1801786.00	1699323.00
54	Prel i mi nary expenses for flo atati on of debentures	394000.00	0.00
55	Former MD' s Advance Obj ected	0.00	65223.09
TOTAL		108690207.92	111096855.89



SCHEDULE 22 - Creation of Reserves and Provisions

Sl. No.	Particulars	31.03.02	31.03.03
		Rs. Ps.	Rs. Ps.
1	Depreciation Reserve	70,13,451.00	62,27,898.00
2	Reserve for interest accrued and due	5,45,46,780.88	9,47,31,108.97
3	Reserve deferred interest	2,18,00,415.00	1,89,79,443.00
4	Reserve Bad & doubtful debts	24,94,19,000.00	12,53,76,371.00
5	Reserve Overdue interest Sugandhagiri	31,69,018.00	31,68,298.00
6	Reserve Imbalance	-	5,85,07,000.00
7	Reserve Guarantee commission	1,50,00,000.00	
8	Reserve Income tax	1,00,00,000.00	1,00,00,000.00
9	Reserve Interest on Investment in Co-op. Hospital	57,65,833.00	57,65,833.00
10.	Reserve for Surrender	50,00,000.00	50,00,000.00
11.	Reserve for DA 25,00,000.00	50,00,000.00	
12.	Reserve for IFCI Investment	-	1,00,00,000.00
13.	Investment Fluctuation Reserve (unit)	51,61,000.00	-
TOTAL		37,93,75,497.88	34,27,55,951.97