

K S C A R D B




46th Annual Report

2001-2002



**Kerala State Co-Operative Agricultural
And Rural Development Bank Ltd.**



With the coveted trophy.....

The President of the Bank Adv.K.Sivadasan Nair with the Best Performance Award 2000-01 instituted by NABARD. Seen others are the Hon'ble Union Finance Minister Shri. Jeswant Singh and Shri. George Kuriakose, Secretary of the Bank.

Towards fresh dimensions

Meeting of Shri.J.D.Janardnan Rao, Chairman NCARD Banks Federation with Shri. A.K.Antony, Hon'ble Chief Minister, Kerala on Revitalisation and reforms in LT credit structure including the conversion of Kerala State Co-op.ARD Bank into full-fledged Bank on 13.9.02. Adv.K.Sivadasan Nair. President and Shri. Surjanlal Varma First Vice Chairman, NCARDB Federation also took part in the meeting.



To a bright beginning

Shri. T.D.Janardnan Rao, chairman NCARD Banks Federation and Adv.K.Sivadasan Nair. President submit representation to Shri M.V.Raghavan. Hon'ble Minister for co-operation regarding the need for Revitalisation and reforms in LT credit structure including the conversion of Kerala State Co-op. ARD Bank into full-fledged Bank. Also seen Shri. J. Raveendra Raju, Registrar of Co-op Societies in charge, Kerala, Shri K.K. Raveendran. Executive Director NCARDB Federation and Shri.George Kuriakose, Secretary of the Bank.

Lighting the lamp.....

Shri.A.K.Antony, Hon'ble Chief Minister, Kerala inaugurates the 3rd Model Farmer Award distribution function by lighting the traditional lamp. Also seen are Shri. M. V. Raghavan, Hon'ble Minister for Co-operation, Adv. K. Sivadasan Nair, President. Shri. A. C. S. Warriar, Vice President and Shri V. Rajeevan IRPS Managing Director.



**Kerala State Co-operative Agricultural
And Rural Development Bank Ltd.
Thiruvananthapuram**



46th Annual Report 2001 - 2002

Contents

1.	Notice	4
2.	Management	
	Board of Directors	5
	Executive Committee	5
	Officers-Head Office & Regional Offices	6-8
3.	Report of the Board of Directors	9-16
4.	Audit Certificate	17-19
5.	Financial Statements 2001-2002	
	Receipts and Disbursement Statement	20-21
	Balance Sheet	22
	Profit and Loss Account	23
6.	Schedules annexed to and forming part of Account	24-36

**KERALA STATE
CO-OPERATIVE AGRICULTURAL AND RURAL DEVELOPMENT BANK
LIMITED, P.B.No.56, THIRUVANANTHAPURAM - 695 001**

No.G/AGB/2003

NOTICE

- a) Notice is hereby given that the 46th Annual General Body Meeting of the Kerala State Co-operative Agricultural and Rural Development Bank Ltd. will be held on 28.6.2003 at 11.00 AM at the Head Office of the Bank at Thiruvananthapuram to transact the following business:
1. Adoption of the Annual Report of the Board of Directors and Audited Balance Sheet and Profit & Loss Account for the year ended 31.3.2002 and the Audit Certificate of Additional Registrar of Co-operative Societies (Audit).
 2. Appropriation of Profit for 2001-2002.
 3. Adoption of the revised budget estimate and Supplementary Budget for the year 2002- 2003.
 4. Adoption of the budget estimate 2003-2004.
 5. Amendments to Bye-laws of the Bank.
 6. Any other matter allowed by the President.
- b) Delegates from Primary Co-operative Agricultural and Rural Development Banks having membership in the Bank are requested to bring with them their credentials.
- c) As per Bye-law No.62 of the Bye-laws of the Bank there shall be atleast 14 days clear notice for any resolution or for any amendment to Bye law proposed by a member. Atleast 10 days clear notice shall be given in respect of any modifications to amendments proposed by the Board of Directors or by a Member.

By Order of the Board of Directors

KSCARDBank Buildings
Thiruvananthapuram
Dated: 02-06-2003

Sd/-
GEORGE KURIAKOSE
Secretary

Kerala State Co-operative Agricultural and Rural Development Bank Ltd.

MANAGEMENT

BOARD OF DIRECTORS

- | | | | |
|---|-----------------------|--|-----------------|
| 1. Shri. K. Sivadasan Nair
(Director, Thiruvalla PCARDB) | <i>President</i> | 17. Shri. K. Veluthambu
(Govt. Nominee) | <i>Director</i> |
| 2. Shri. A.C.S. Warriar
(Director, Irinjalakuda PCARDB) | <i>Vice President</i> | 18. Shri. J. Sudhakaran IAS
(Principal Secretary
to Govt. Co-operation) | <i>Director</i> |
| 3. Shri. John Mathai
(Director, Kollam PCARDB) | <i>Director</i> | 19. Shri. K. R. Jyothilal, IAS
(Director of Agriculture) | <i>Director</i> |
| 4. Shri. K. K. Mathew
(Director, Malanad PCARDB) | <i>Director</i> | 20. Shri. J. Raveendra Raju
(Registrar of Co-op. Societies) | <i>Director</i> |
| 5. Shri. Joseph Manjali
(Director, Ernakulam PCARDB) | <i>Director</i> | 21. Shri. B. S. Shekhawat
(CGM, NABARD, TVM) | <i>Director</i> |
| 6. Shri. P. B. Ramaprasad
(Director, Palakkad PCARDB) | <i>Director</i> | | |
| 7. Shri. T. S. Radhakrishnan
(Director, Vythiri PCARDB) | <i>Director</i> | | |
| 8. Shri. Kadameri Balakrishnan
(Director, Badagara PCARDB) | <i>Director</i> | | |
| 9. Shri. K. V. Narayanan
(Director, Hosdurg PCARDB) | <i>Director</i> | | |
| 10. Shri. P. K. Chandran
(Director, Cochin PCARDB) | <i>Director</i> | | |
| 11. Smt. Betty Shaju
(Director, Meenachil PCARDB) | <i>Director</i> | | |
| 12. Shri. M. M. Basheer
(Director, Karthikappally PCARDB) | <i>Director</i> | | |
| 13. Shri. Pulikkal Muhammed Master
(Director, Tirur PCARDB) | <i>Director</i> | | |
| 14. Shri. Jacob Stephen
(Director, Kottayam PCARDB) | <i>Director</i> | | |
| 15. Shri. K. P. Unni
(Govt. Nominee) | <i>Director</i> | | |
| 16. Shri. V. Sudhakaran
(Govt. Nominee) | <i>Director</i> | | |

EXECUTIVE COMMITTEE

- | | |
|---|-----------------------|
| 1. Shri. K. Sivadasan Nair
(Director, Thiruvalla PCARDB) | <i>President</i> |
| 2. Shri. A. C. S. Warriar
(Director, Irinjalakuda PCARDB) | <i>Vice-President</i> |
| 3. Shri. John Mathai
(Director, Kollam PCARDB) | <i>Director</i> |
| 4. Shri. K. K. Mathew
(Director, Malanad PCARDB) | <i>Director</i> |
| 5. Shri. Joseph Manjali
(Director, Ernakulam PCARDB) | <i>Director</i> |
| 6. Shri. Kadameri Balakrishnan
(Director, Badagara PCARDB) | <i>Director</i> |
| 7. Shri. Pulikkal Muhammed Master
(Director, Tirur PCARDB -
Special Invitee) | <i>Director</i> |
| 8. Shri. Jacob Stephen
(Director, Kottayam PCARDB) | <i>Director</i> |
| 9. Shri. J. Raveendra Raju
(Registrar of Co-op. Societies) | <i>Director</i> |

OFFICERS - HEAD OFFICE

Managing Director

(Vacant)

Secretary

Shri. George Kuriakose

Administrative Officer

Shri.C. Dharmapalan

Chief Inspecting Officer - South Zone

Shri. K. Sreekumar

Addl. Registrar of Co-operative Societies/ Officer on Special Duty

Shri. N.E. Krishnankutty

Joint Registrar/Concurrent Auditor

Shri.R.Chandrasekharan Nadar

Finance Manager - I

Smt.K.Pankajakshi

Finance Manager - II

Shri.K.P.Kunhambu Nair

Regional Manager

Shri.M.Sasidharan Nair

Agricultural Development Managers

Shri. K.C.Sasikumar

Shri.M.Rajasekharan

Sri.L.A. Netto

Deputy Managers

Smt. N.D. Janathamoni

Smt. O.Lalithambika

Sri.H.V.Kumar

Smt.S.Lalithambika Kumari

Smt.L.Ambikakutty

Shri. V.P. Vijayakumar

Agricultural Development Officer

Shri. M.K. Sukumaran

Assistant Managers

Shri.B.Saseendran Nair

Smt.B.Geetha Rani

Smt.R.Vasanthakumari

Smt. J.Vijayalekshmi Amma

Smt.S.Sobhanakumari

Smt.D.Indira Bai

Smt.T.Beensulekha

Sri.J.Rajagopal

Smt.C.Santha

Shri.T.K. Mohan Kumar

Shri.P.G.Balakrishnan

Smt.L.Thankamoni

Smt.A.Vijayamma

Smt.M.Ambika

Shri.S.Radhakrishnan

Smt.G.K.Kusalakumari

Agricultural Officers

Shri.T.Anil

Shri.B.Mohanan

Smt.P.N.Jalaja

Statistical Officer

Shri.K.Abdul Shukur Naha

Law Officer

Smt. M.Mumtaz Beegum

STAFF TRAINING CENTRE

Principal

Shri.Mathew Varghese

Core Faculty

Shri.P.R.Retnakumar

Faculty Members

Shri. C.P.Ravisankar

Shri. A.M. Philip

Research Associate

Smt. Aparna Pratap

Assistant Manager

Shri. E.M.Mathai

INSPECTION WING - NORTH ZONE

Chief Inspecting Officer (NZ)

Shri.G.Chandrasekharan Nair

Agril. Development Officer

Shri. C.P. Ummerkutty

Deputy Manager

Shri.K.Kunhikrishnan Namboodiri

Assistant Manager

Sri.M.Surendran

REGIONAL OFFICES

THIRUVANANTHAPURAM

Regional Manager
Shri.R.Anandan

Agri.Development Officer
Shri.V.Reghunathan

Deputy Manager
Shri.G.Thrivikraman Nair

Assistant Managers
Sri.K.Abdul Kareem
Shri.R.Jayadharan Nair
Smt.M.D.Beena Kumari

Law Officer
Shri.P.Rajeev Kumar

KOLLAM

Regional Manager
Shri.N.Gopalakrishnan Nair

Agri.Development Officer
Shri.B.Maheshchand

Deputy Manager
Shri.M.Jalaluddin

Assistant Managers
Shri.N.Sathyaseelan
Shri.P.Parameswaran Pillai
Shri.K.M.Ismail Kunju

Law Officer
Shri.P.K.Suresh

PATHANAMTHITTA

Regional Manager
Shri.L.Gopalakrishnan Nadar

Agri.Development Officer
Shri.S.Perumal

Deputy Manager
Shri.K.Somasekhara Kurup

Assistant Managers
Smt.K.Vijayalekshmi
Smt.V.P.Leelamoni Amma
Shri.K.P.Jayamohanan Pillai
(on deputation to Karthikappally PCARDB)

Law Officer
(Vacant)

KOTTAYAM

Regional Manager
Shri.K.M.Joseph

Agri.Development Officer
Shri.B.Ramaswami

Deputy Manager
Shri.Thomaskutty Thomas

Assistant Managers
Shri.C.P.Philip
Smt.N.Ambikakumari
Shri.B.Rajan

Law Officer
Shri.George Kurian

ALAPPUZHA

Regional Manager
Shri.P.C.Mohanakumar

Agri.Development Officer
Shri.S.Rajendran Nair

Deputy Manager
Shri.P.V.Chacko

Assistant Managers
Shri.K.V.Raveendranathan Nair
Shri.P.N.Madhusoodanan Nair
(on deputation to Thiruvalla PCARDB)
Shri.M.D.Rajendran Nair

Law Officer
(Vacant)

IDUKKI

Regional Manager
Shri. P.V.Alias

Agri.Development Officer
Shri.A.P.Avarachan

Deputy Manager
(Vacant)

Assistant Managers
Shri.Baby Issac
Shri.K.G.Sasidharan Nair
Shri.Scaria Chacko

Law Officer
Sri.Joy Thomas

ERNAKULAM

Regional Manager
Smt.E.G.Vijayalekshmi

Agri.Development Officer
Shri.R.Sivarama Iyer

Deputy Manager
Smt. Betsy M.John

Assistant Managers
Shri.P.Prakasan
Shri.P.S. Varghese
Smt.R.P.Daisy

Law Officer
Smt. Sindu R.Nair

TRICHUR

Regional Manager
Smt.C.Saradmoni

Agri.Development Officer
Shri.K.Radhakrishnan

Deputy Manager
Shri.P.L.Devadas

Assistant Managers
Smt.S.Mohanakumari
Sri.S.Seetharaman
(Vacant)

Law Officer
Shri.P.Muraleedharan

PALAKKAD

Regional Manager
Shri.S.Sasikumaran

Agri.Development Officer
Shri.T.V.Jayarajan

Deputy Manager
Shri.M.Vasudevan

Assistant Managers
Shri. S. Abdul Basheer
Shri.S.Ramachandran
Shri.R.Venkitachalam

Law Officer
Shri.M.C.Mathews

MALAPPURAM

Regional Manager
Shri.Motty Thomas

Agri.Development Officer
Shri. N. M. Prasanna Ram

Deputy Manager
Shri.M.Abdul Salam

Assistant Managers
Shri.V.Ramachandran
Shri.K.R.Krishna Warriar
Shri.Kurien Mathew

Law Officer
(Vacant)

KOZHIKODE

Regional Manager
(Vacant)

Agri.Development Officer
Shri.P.C.Raju

Deputy Manager
Smt.P.T.Nalini

Assistant Managers
Shri.V.Gopakumar
Shri.Crysach Joseph
Smt.C.Chandrika

Law Officer
(Vacant)

WAYANAD

Regional Manager
Shri.P.Rajasekhara Pillai

Agri.Development Officer
(Vacant)

Deputy Manager
Shri.K.K.Vijayan

Assistant Managers
Smt.V.Isha
Shri.R.Rajendran
Shri.A.S.Merage

Law Officer
Shri.S.A.Nazeer

KANNUR

Regional Manager
Shri.K.Sugunan

Agri.Development Officer
Shri.U.Thamban

Deputy Manager
Shri.T.V.Raveendran

Assistant Managers
Shri.T.Ramesh Babu
Smt.G.Syamala
(Vacant)

Law Officer
Smt.K.V.Rajani

KASARAGOD

Regional Manager
Shri.C.Balakrishnan Nair

Agri.Development Officer
Shri.B.Mahabala Bhatt

Deputy Manager
Shri.K.Narayana Pillai

Assistant Managers
Sri.N.Cheryon
Shri.M.Gopinathan
(Vacant)

Law Officer
(Vacant)



Kerala State Co-operative Agricultural And Rural Development Bank Ltd. Thiruvananthapuram

Dear Co-operators,

On behalf of Board of Directors, I welcome you all to the 46th Annual General Body Meeting of the Kerala State Co-operative Agricultural and Rural Development Bank Ltd. Despite stiff competition, the untiring efforts of the member banks made this apex bank to reach its present status of best among the State Co-operative Agricultural and Rural Development Banks in the country as adjudged by the NABARD and NCARDB Federation. The policy of prudent financial Management coupled with timely action in lending and recovery made this Bank to earn a record profit of Rs.978.52 lakhs during the year under report. With gratitude to all members for their sincere co-operation and guidance, I take the privilege of presenting before you the annual report and audited accounts of the bank for the year 2001-2002.

During the year under report the net profit of the bank has further increased to Rs.978.52 lakhs, which is 13.92% more than that of the previous year. There is moderate growth in other parameters like owned fund, working capital and investments. The lending and recovery portfolios show a downward trend, which prompts to be more vigilant in these aspects in the years to come.

Our dream for short term lending become a reality as the RCS has accorded sanction to avail ICICI line of credit to meet the short term lending requirements. With this, our long cherished dream of "Gold Loan" also comes to reality and it would be possible to commence the gold loan scheme within a short span of time. I would like to reiterate that when we commence the short term lending and gold loan scheme utmost care is required in its implementation.

In the last General Body Meeting, the members seriously deliberated upon the issues relating to the

availability of service of Sale Officers/Valuation Officers. The matter was subsequently taken up with the Government. The Hon. Minister for Co-operation convened a meeting of the officials of Co-operative department and the bank. In the said meeting, the Chairman of the KSCARDB Bank also participated. The difficulties experienced by the PCARDBs were brought to the notice of the Hon. Minister and it was decided to continue the posts and to periodically review the performance of the Sale Officers and Valuation Officers. Accordingly the RCS has filled up the vacant posts of Sale Officers and where Sale Officers are not posted, the Valuation Officers have been given the additional charge of Sale Officers.

BUSINESS HIGHLIGHTS 2001-2002


Advances

During the year under report (2001-2002) the Bank has advanced an amount of Rs. 319.07 crores. With this, the total advance of the Bank since its inception reached an impressive level of Rs. 2591.60 crores as on 31-3-2002. The total loan outstanding stood at Rs. 1402.27 crores registering an increase of 11.92% over the previous year. The schematic lending during 2001-2002 was Rs. 117.40 crores whereas previous year lending was Rs. 121.51 crores. Disbursement under ordinary lending was Rs. 7.66 crores, which shows a growth rate of 15.19% compared to the previous year lending of Rs. 6.65 crores. The total advances under agricultural sector covering Ordinary and Schematic lending aggregated Rs.125.06 crores constituting 39.20% of the total lending during the year. The total Non-farm lending during the year was Rs. 74.20 crores. Non-farm sector advances accounted for 23.26% of the total lending. Out of this, advances to SRTO accounted for 7.31% by disbursing Rs. 5.42 crores.

The disbursement under composite loan scheme showed a growth rate of 7.45% over the previous year involving disbursement of Rs. 68.15 crores constituting 91.85% of total NFS lending. Lending under integrated loan schemes accounted for 0.84% disbursing Rs. 0.63 crores. Under Non-farm lending, the Bank has so far disbursed Rs. 545.77 crores and the loan outstanding as on 31st March 2002 was Rs. 257.52 crores. The Bank disbursed Rs. 119.81 crores under rural housing compared to Rs. 123.79 crores during the previous year. The Bank has so far disbursed Rs.740.35 crores under rural housing sector and the loan outstanding is Rs. 520.43 crores.

Debenture Programme

The aggregate floatation during the year was Rs. 377.21 crores. The composition of debentures floated under Ordinary, Special Development including Non-farm and Rural Housing were Rs. 9.85 crores, Rs. 233.72 crores, and Rs. 133.64 crores respectively. The total debenture outstanding as on 31.03.2002 was Rs. 163130.42



Investment

The Banks investment in sinking fund and other investments as on 31st March 2002 has increased to Rs. 520.69 crores from Rs. 410.22 crores as on 31st March 2001 registering a growth rate of 26.93% over the previous year. The investment function ensures adequate levels of liquidity to support core business requirements, maintaining a high degree of safety, and optimizing the level of returns consistent with acceptable level of risk.

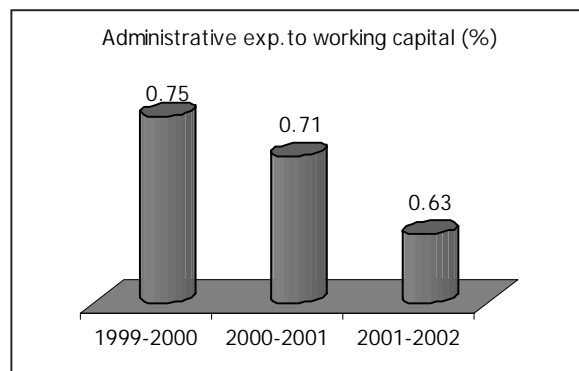
Reserves and Profits

The net profit of the Bank increased to Rs. 978.52 lakhs as against the net profit of Rs. 858.97 lakhs earned during 2000-2001 after providing necessary provisions for deferred interest, overdue

interest and reserves for bad and doubtful debt etc. The percentage growth rate in profit is 13.92%. I think it is the sincere, dedicated efforts of the PCARDB and KSCARDB that made it possible to achieve this remarkable progress in the rate of profit, even in the midst of adverse recovery climate and diminishing rate of return on investment.

Administrative Cost

The total administrative cost during the year was Rs. 1086.90 lakhs including incentives, special incentives and subsidy to PCARDBs and preliminary expenses for floatation of debentures. The proportion of administrative expenses to loan outstanding is 0.78% as against 0.83% in the previous year, Where as it is 0.71% and 0.63% of working capital for the year 2000-01 and 2001-02 respectively.



Incentives and subsidies to PCARDBs

The Bank paid subsidies, incentives and special incentives to PCARDBs amounting to Rs. 178.36 lakhs during 2001-2002 forming 16.41% of the administrative expenses as against 14.74% in the previous year. The purposes covered are reimbursement of salary of Agriculture officers, 50% cost of sale officers posted in PCARDBs, financial assistance towards arrears collection expenses of PCARDBs etc.

Recovery

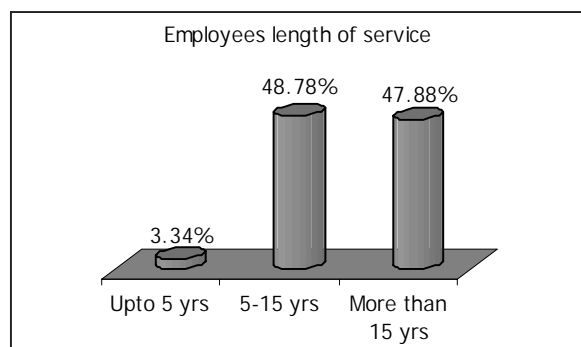
Recovery at PCARDB level registered 56.03% only as on 30-6-2002 compared to 65.79% as on 30-6-2001. Concerted efforts are required to improve recovery. This is a matter of serious concern and the only way of reviving loss-making Bank is by improving recovery, reducing transaction costs and containing wasteful expenses. Prompt recovery of loans is the key to any financial intermediaries and especially to the Agricultural and Rural Development

Banks, a resource less institution, as its capacity to lend in the coming year is determined according to the rate of recovery of earlier loans. Moreover the adverse effect of recovery is compounded by the application of prudential norms of provisioning. Thus poor recovery is a dual edge sword, which not only affects the financial result of the institution but also its viable existence. Hence the PCARDB have to act according to the Action Plan as envisaged in the MOU to rehabilitate themselves to a viable position. The PCARDBs should effectively supervise loans, verify its utilisation and take prompt action for recovery of dues and any assistance in this regard whenever necessary is available from Regional Offices. The PCARDBs should also strengthen their recovery cell to improve its performance by concentrating on recovery all through the year.

Human Resources

Human resources are KSCARDBs most valuable Assets. In the emerging competitive environment and the financial sector reforms, the human resources have assumed an even greater critical importance.

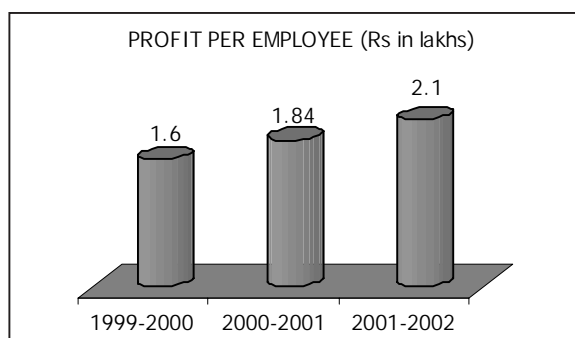
The employees productivity as at March 31,2002 stood at Rs. 301.56 lakhs as compared to Rs. 268.29 lakhs in the previous year and net profit per employee as at March 31,2002 was Rs. 2.10 lakhs as compared to Rs. 1.04 lakhs in the previous year.



Development Action Plan

As part of institutional strengthening efforts KSCARD bank as well as the PCARD Banks are in the process of implementation of Development Action Plan in accordance with NABARDs guidelines since 1994 onwards. Consequent to the termination of the first phase of DAP on 31st March 1999, it was decided to extend the Programme for a further period of 3 years (i.e. from 1999-00 to

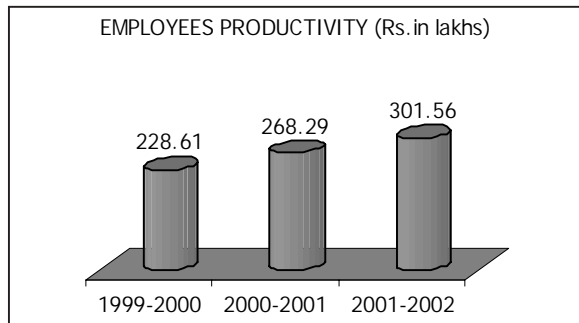
2001-02). The second phase of DAP expired on 31/03/2002. On the basis of the advice of NABARD and considering the positive impact of planned approach and with an ultimate aim of making all primary units sustainably viable, the KSCARDB as well as the Primary Banks decided to continue the process of preparation and implementation of DAP for a further period of 3 years (i.e. from 2002-03 to 2004-05) and execution of annual MOUs thereon. Accordingly, DAPs (2002-2005) were prepared both at PCARDBs/ KSCARDB level and Annual MOU executed for the year 2002-2003.



The review based on the data available on the expiry of 2nd phase of DAP (i.e. as on 31/03/2002) reveals that out of 44 units, only '12' PCARDBs have attained sustainable viability, '3' PCARDBs were in the stage of current viability and the remaining '29' PCARDBs are yet to become currently viable. During the year '2001-2002' '15' PCARDBs have earned profit (Rs.2.25 crs.) while '29' PCARDBs incurred loss (Rs.22.33 crs.), '32' PCARDBs are still having accumulated loss (Rs.63.20 crs) which is an alarming situation of concern.

The above position shows that the implementation of DAP/MOU so far have not yielded the desired results. The task will be completed only when all the PCARDBs become sustainably viable. The immediate steps required for achieving the above objective is the wiping off of the Accumulated loss at the PCARDB level (Rs.63.20 crs.). In this regard improvement in the quality of lending and recovery status are of vital importance. Since the possibility of getting the external assistance as envisaged in the "Revitalisation Package" recommended by "VikkaPatil Committee" is still to be implemented, the PCARDBs have to work hard to improve their

performance and achieve the desired goals of sustainable viability. Diversification of business is another important area to be taken care of. Efficient administration, prudent expenditure and fund management, improved customer service and human resource management etc are inevitable for presenting a satisfactory performance in the backdrop of challenges prevailing in the sector. Above all, the levels of overdue have to be contained at the barest minimum and thereby the assets, maintained as standard to the maximum extend possible.



In order to accomplish the above objectives it is essential to implement the DAP/MOU in the most efficient and effective manner. Joint effort of KSCARDB, PCARDB and State Govt. is warranted to implement the action points contained in the DAP/MOU satisfactorily. Required guidance and support from NABARD also should come forth. I hope that all concerned will take note of the above and act accordingly.

Training

Training as a tool of human resource development receives due attention in Co-operative Agricultural and Rural Development Banks. The Staff Training Centre of the bank at Ernakulam has been conducting various training Programme for the benefit of the employees of both Apex and Primary banks and to the elected representatives of PCARDB Banks. In order to keep pace with the fastest technological development and to equip our staff to deliver what is expected from them in a more effective and efficient manner, the Bank has set up a full fledged computer lab and opened the second channel for providing computer awareness and advanced computer training to the employees of apex and primary banks.

The Bank fully realizes that motivating personnel through appropriate training and supporting them with modern tools and facilities would help to improve their functioning and effectiveness. Accordingly, the Central bank has already taken a decision to grant additional increment to those employees who succeed in the CAIIB examination.

Co-operatives are people's organisation. The non-Officials are critical group of people. Their sensitisation is of enormous importance for the success of the organisation. The STC of the Bank has been designed and executed Orientation Programme to the elected representatives of the PCARDBs.

During the year 2001-2002 STC has conducted 42 training programmes under channel one of which 37 programmes were for employees of PCARDBs and SCARDB, 3 for the Board of Directors and 2 for co-operative department officials. Besides, STC has conducted 8 basic level Computer Training Programme under channel II.

The Bank also proposes to conduct Organisation Development Intervention (ODI) in respect of select PCARDBs with the help of NABARD through our STC. The focus of ODI is on mobilizing the energies of the staff and the management. It provides a forum for the free expression of their feelings and opinions and their participation in organizational vision building by encouraging them to identify problems, discuss them among themselves, find alternative solutions and choose what suits their organisation, the best.

Computerisation Project of the Bank-Phase II :

The Computerisation of the Bank by providing the free Application software developed by one of the leading and reputed software development organization (i.e. M/S CMC Ltd, now a joint venture of TATA and Government of India), covering the entire functions of the Bank, in a well secured and stable software platform, ensuring common procedure for the affiliated PCARDBs in the federal structure being the first attempt in the country is getting online.

The concurrent testing of the Application software is also being done at the Attingal Branch of PCARDB Kilimanoor, under the close supervision of the ER&DCI Experts, the Technical committee constituted by the bank. The test being conducted

at Attingal also reveals that the software is user friendly and it can be made online with in three months provided the PCARDB can ensure speedy back data entry and its checking.

The Kasaragod Regional Office and all the PCARDBs & its Branches in the region have attained online. The other PCARDBs in the State are at various stages of progress.

The Central Bank is extending all assistance to the PCADBs in the matter of computerisation such as free application software covering the entire functions of the bank, interest free loan for acquiring hardware including operating software, facility management support from M/s CMC Ltd, trained staff to provide handholding support to the users at the computerisation sites, training to the users, reimbursement of cost of data entry operators etc. However the replication of common Application Software at various sites is not progressing as expected. I take this opportunity to request you to take all efforts to expedite computerisation so as to take the full advantage of the technology development.

Conferences

During the period under report one meeting of the Regional managers and one meeting of the Presidents of PCARDBs were conducted on 06/10/2001 and 29/12/2001 respectively. The participants deliberated upon various aspects touching the business of PCARDBs. The suggestion for improvement made by the participants were much helpful to further improve the working of both apex and primary banks.

BEST FARMER AWARD

The 3rd Best Farmer Award distribution function was held on 30th April 2002 at VJT Hall, Thiruvananthapuram. Shri. A.K.Antony the Hon. Chief Minister of Kerala distributed the awards to the winners of both State and District levels in the function chaired by Shri. M.V Raghavan the Hon. Minister for Co-operation and Ports.

Sri.Jose Thomas, Nilambur member of Ernad PCARDB won the 1st prize under category I and Sri.M.C.Thomas, Kattappana, member of Malanad PCARDB won the 1st prize under category II. The other state level winners are;

Sri.Kochupurackal Kurian 2nd Prize under Category 1
Maloth
Hosdurg PCARDB

Sri.P.J.Francis 3rd Prize under Category 1
Mayannur
Trichur
Cochin PCARDB

Sri.P.C.Joseph 2nd Prize under Category II
Palakkuzhi
Alathur PCARDB

Sri.V.A.Thomas 3rd Prize under Category II
Peravoor
Thalassery PCARDB

Conversion of ARDBs into full fledged banks

The Task Force set up under the Chairmanship of Sri.Jagadish Kapoor, former Deputy Governor, RBI and Joint Committee headed by Sri.Balasaheb Vikhe Patil, Minister of State for Finance, Government of India have recommended conversion of ARDBs into full-fledged banks. The RBI, therefore, constituted a working group under the Chairmanship of Sri.P.B.Mathur, Executive Director, RBI to examine the issue and make recommendations with regard to feasibility of implementation of the recommendations of the Task Force/ Joint Committee. The working group already had six sittings and came to the unilateral decision that the time is perhaps not the most opportune to recommend such conversions. Against this decision this bank and other ARDBs in the country have strongly represented to the RBI and the matter is being reconsidered. And I am hopeful of a positive outcome in this regard.

One Time Settlement Scheme

The Board of Directors of this Bank at their meeting held on 18.10.2001 resolved to implement the OTS scheme as envisaged in the circular No 35/01 of RCS. The period of the scheme was extended several times and finally it was implemented upto 31.3.2003 in all districts except Kasaragod where the period will end only on 31.8.2003 as per circular No. 27/2003 of RCS. The Board of Directors of this Bank at their meeting held on 21.3.2002 resolved to share 50% of 2.5% penal interest waived by PCARDBs on implementation of this scheme. The Executive Committee held on 28.3.2003 reimbursed Rs. 28.98 lakhs.

Acknowledgement

The Board of Directors are indeed grateful to Dr.M.Vijayanunni, IAS, Secretary Co-operation for his valuable guidance during the period 2001-02 and of the sincere guidance of the present Secretary Co-operation Shri. J. Sudhakaran IAS.

The Board wishes to thank Dr. K.Elangovan IAS, former Registrar of Co-operative Societies for his valuable guidance and assistance during the period 2001-02. The Board also wishes to acknowledge the service and guidance of the present Registrar of Co-operative Societies i/c Shri. J. Raveendra Raju.

The Board also gratefully acknowledge the assistance received from Govt. of Kerala, Agricultural Production Commissioner, Director of Agriculture and the Officers of Department of Co-operation, Agriculture, Revenue and Registration.

The Board express its heartfelt thanks to Shri S.A.Kareem former Chief General Manager of NABARD for his sincere and valid guidance.

The Board welcomes Shri V.S.Shekhawat, the present Chief General Manager of NABARD.

The Board wishes to express their sincere thanks to NABARD, RBI, NHB, NCARDB Federation, Commercial Banks, KSCB, DCBs and other SLDBs for their valuable service during 2001-02.

The Board gratefully acknowledges the sincere and constructive guidance and service of Shri V.Rajeevan IRPS, former Managing Director of the Bank. The Board wishes to place on record the valuable service of former Additional Registrar of Co-operative Societies/Officer on Special Duty Shri P.P.Premnath and also to Shri.N.E.Krishnankutty, Additional Registrar of Co-operative Societies/Officer on Special Duty. The Board is indeed grateful to the Joint Registrar/Concurrent Auditor Shri R.Chandrasekharan Nadar for his sincere service.

The Board also place on record its high regards for the sincere service and co-operation of the Management and Staff of affiliated PCARDBs in all activities of the Bank.

The Board is proud enough to acknowledge the sincere and devoted services rendered by the officers of the Bank and Staff at all levels to win a record performance and to reach it to the present status.

The Board remember the services rendered by all those employees who retired from the Bank's service during the period 2001-02.

Thanking you,

K. Sivadasan Nair

President,

On behalf of the Board of Directors.

Business Parameters

TABLE-I
LENDING TARGET AND ACHIEVEMENT

(Rs in lakhs)

	2000 - 2001		2001-2002		% Change over Previous year
	Target	Achievement	Target	Achievement	
Ordinary	1,000.00	665.10	1000.00	766.42	15.23 (+)
Scheme	13,300.00	12,150.93	14,000.00	11,740.29	3.38 (-)
Non Farm	9,000.00	8,136.54	8,000.00	7,419.64	8.81 (-)
Rural Housing	20,000.00	12,379.07	20,000.00	11,981.08	3.22 (-)
Total	43,300.00	33,331.64	43,000.00	31,907.43	4.27 (-)

TABLE II
RECOVERY PERFORMANCE FOR THE LAST 3 YEARS

(Rs in lakhs)

	1999-2000	2000-2001	2001 - 2002
1. At KSCARDB level			
Demand	22,732.24	25,433.32	27,521.59
Collection	21,712.10	23,488.38	23,267.95
Balance	1,020.14	1,944.94	4,253.64
% age of recovery	95.51	92.35	84.54
% age of overdue	4.49	7.65	15.46
2. At PCARDB level			
Demand	31,003.36	35,284.32	39,733.75
Collection	22,735.15	23,213.81	22,263.28
Balance	8,268.21	12,070.51	17,470.47
% age of recovery	73.33	65.79	56.03
% age of overdue	26.67	34.21	43.97

TABLE III
DEBENTURES FLOATED DURING 2000-2001 & 2001-2002

(Rs in lakhs)

Category	2000-2001	2001-2002	% age change over previous year
Ordinary	325.00	985.00	203.08 (+)
Scheme	10,431.02	14,689.43	40.82 (+)
Non farm	7,699.41	8,682.40	12.77 (+)
Rural Housing	8,618.38	13,363.72	55.06 (+)
Total	27,073.81	37,720.55	39.32 (+)

TABLE IV

NET PROFIT APPROPRIATION 2001-2002

Sl. No.	Net Profit 2001 - 02	Rs. Ps.
		9,78,52,304.11
1.	Statutory Reserve Fund @ 20%	1,95,70,460.00
2.	Agricultural Credit Stabilisation Fund @ 15%	1,46,77,845.00
3.	Co-operative Education Fund	40,000.00
4.	Staff Benefit Fund	1,00,000.00
5.	Common Good Fund	1,00,000.00
6.	Dividend @ 11.25 % of share capital	5,25,03,337.00
7.	Building Fund	1,00,00,000.00
8.	Dividend Equalisation Fund	8,60,662.11
	Total	9,78,52,304.11

Proceedings Of The Additional Registrar Of Co-Operative Societies (Audit), Kerala State

Thiruvananthapuram

Present: **N. Surendra Babu**

No. ADL(1) 40873/02

Dated.1.3.2003

Sub:- Audit-Audit Certificate of Kerala State Co-operative Agricultural and Rural Development Bank Ltd.No.4017 for the year 2001-2002 (31-3-2002)

Ref:- Audit Report and connected papers submitted by the Joint Registrar/Con.Auditor of the Bank.

ORDER

1. The Accounts of the Kerala State Co-operative Agricultural and Rural Development Bank Ltd. for the year 2001-2002 as audited by Shri. R. Chandrasekharan Nadar, Joint Registrar/Concurrent Auditor is passed. The statements of Receipts and Disbursement Cum Trial Balance, Profit and Loss Account for the year ended 31st March 2002 and Balance Sheet as on 31.3.2002 as certified by the Auditor is appended. The following are some of the salient features of the Bank.
2. The Bank was registered on 04.10.1956 and started working on 25.10.1956.

3. **Membership and Share Capital**

The number of members and their paid up share capital as on 31.03.2002 as compared to those of previous year as shown below.

	As on 31.03.2001		As on 31.03.2002	
	Members	Share Capital	Members	Share Capital
a) Primary Bank	44	38,07,51,000.00	44	42,48,94,000.00
b) Government	1	6,90,78,600.00	1	6,90,78,600.00
c) K.S.E.B	1	1,000.00	1	1,000.00
d) South Waynad Girijan Farming Society	1	2,88,000.00	1	2,88,000.00
TOTAL	47	45,01,18,600.00	47	49,42,61,600.00

4. a) **Debentures**

The amount held in Debentures at the end of the year aggregated to Rs.1631,30,42,210.00 as against Rs.1384,36,15,814.00 of the beginning of the year.

b) **Deposit**

The amount outstanding under deposits Rs.14,47,19,599.17.

5. **Loan**

The total loan outstanding at the end of the year stood Rs.1402,27,18,145.52 (2001-2002). The total demand from Primary Bank and individuals both under principal and Interest amounted to Rs.240,87,15,426.00 which the sum of Rs. 218,97,64,957.17 collected and leaving a balance of Rs. 21,89,50,468.83.

6. Investment

The investment of the Bank are as follows.

- (a) The Bank has created a separate Debenture Redemption Fund in accordance with the Trust Deed. The investment due to the Debenture Redemption fund (Sinking Fund) accounts during the year amounts to Rs.304,12,60,026.53

(b) Other Investment

Government Securities/Trustee Securities	13,70,05,388.00
Share	69,18,000.00
Fixed Deposit	150,16,40,665.00
Certificate Deposit	52,00,47,873.61
Total	216,56,11,926.61

7. Interest Paid

Interest paid during the year is Rs.146,49,18,932.00

8. Interest Realised

Interest realised during the year is Rs.117,56,81,328.93 Interest Accrued and Due is Rs.5,77,48,198.88 and Interest Accrued but not due is Rs.75,82,16,673.00

9. Miscellaneous Income

Miscellaneous Income amounts Rs.1,18,65,202.78

10. Administrative Expenses

Administrative Expenses during the year is Rs. 10,86,90,207.92

11. Working Result

During the year the bank has earned a Net Profit of Rs.978,52,304.11

12. Reserve Fund

Reserve Fund of the Bank at the end of the year is Rs.14,41,77,786.00

13. Working Capital

The total Working Capital of the Bank as on 31.03.2002 was Rs. 17,20,32,01,283.44

14. Audit Classification

The Bank is classified as 'A'

15. General Remarks

The defects pointed out in summary of defect may be rectified and the rectification report forward to the Joint Registrar, Trivandrum and the Registrar of Co-operative Societies at the earliest.

Sd/-

ADDITIONAL REGISTRAR OF
CO-OPERATIVE SOCIETIES (AUDIT)

Kerala State Co-operative Agricultural And Rural Development Bank Ltd.

Thiruvananthapuram

CERTIFICATE TO BE FURNISHED BY THE AUDITOR

I. R. Chandrasekharan Nadar, Joint Registrar of Co - operative Societies/ Concurrent Auditor duly authorised to Audit the accounts of the Kerala State Co-operative Agricultural and Rural Development Bank Ltd., Thiruvananthapuram, hereby certify that I have audited the accounts of the above Bank for the year 2001 - 02 assisted by Shri. K. Viswambharan, Sr. Auditor of Co-operative Societies, R. Jayadev, K. Prakash and G. Rajan Nair, Junior Auditors of Co-operative Societies and further certify subject to the special note appended hereunder.

- (a) That the outstanding Share capital shown in the balance sheet agree with the total of share capital against each member in the admission of Share Register of the Bank.
- (b) That the outstanding Deposits and Borrowings shown in the balance sheet tallies with the Deposits and Borrowings shown in the ledger.
- (c) That the Outstanding Loan amount shown in the balance sheet tallies with the total of the loans shown against members.

- (d) That the Board of Directors of the bank have appended a certificate of soundness or otherwise about the loan outstanding and that in my opinion the estimate of Board of Directors is fairly correct.
- (e) That I have checked all the vouchers of Establishment and Contingent charges except those mentioned in the summary of defects and found them correct.
- (f) That I have examined the investments made by the Bank with reference to the documents and Vouchers supporting the same and I have found them correct and they are outstanding.
- (g) That I have examined the details for all the items under the adjusting heads and that they tally with the ledger balances.
- (h) That I have examined the norms on asset classification and income recognition as per the guide-lines of NABARD and states that it had been adhered by the Bank.

Sd/-

R. Chandrasekharan Nadar

Joint Registrar of Co-operative Societies/Concurrent Auditor
Kerala State Co-operative Agri. & Rural Development Bank Ltd.
Thiruvananthapuram

Thiruvananthapuram
1-3-2003

AUDIT REPORT FOR THE YEAR 2001-2002

1. Date of Registration : 04 - 10 - 1956
2. Date of Starting : 25 - 10 - 1956
3. Postal Address of the Bank : Post Box No. 56, Thiruvananthapuram-695 001
4. Name and designation of the Auditors : R. Chandrasekharan Nadar

Joint Registrar of Co-operative Societies/Concurrent Auditor

Assisted by

1. K. Viswambharan
Sr. Auditor of Co-operative Societies
2. Jayadev. R
Jr. Auditor of Co-operative Societies
3. Prakash. K (Upto 31-5-2002)
Jr. Auditor of Co-operative Societies
4. G. Rajan Nair (from 19-6-2002)
Jr. Auditor of Co-operative Societies

Sd/-

R. Chandrasekharan Nadar

Joint Registrar of Co-operative Societies/Concurrent Auditor
Kerala State Co-operative Agri. & Rural Development Bank Ltd., Thiruvananthapuram

Thiruvananthapuram
1-3-2003

Kerala State Co-operative Agricultural and RECEIPT AND DISBURSEMENT CUM

DEBIT

Sl. No.	Particulars	Balance as on 31/3/2001		Payments		Receipts		Balance as on 31-3-2002	
		Rs.	Ps.	Rs.	Ps.	Rs.	Ps.	Rs.	Ps.
1.	Administrative Expenses		—	17,59,01,032.38		6,72,10,824.46		10,86,90,207.92	
2.	Interest Paid		—	1,49,22,39,980.00		2,73,21,048.00		1,46,49,18,932.00	
3.	Fixed Assets	3,03,92,058.60		1,42,62,925.00,		6,52,978.51		4,40,02,005.09	
4.	Loans	12,52,91,02,001.01		3,89,10,87,969.00		2,39,74,71,824.49		14,02,27,18,145.52	
5.	Investments	4,10,21,54,355.72		7,85,82,16,290.18		6,75,34,98,692.76		5,20,68,71,953.14	
6.	Interest Receivable	75,05,20,878.20		1,65,76,54,465.30		1,34,03,24,652.19		1,06,78,50,691.31	
7.	Other Loans to PCARDB & KSCARDB Staff	5,80,88,564.95		2,28,04,137.10		1,80,75,968.40		6,28,16,733.65	
8.	Adjusting Heads 'Due To'	11,27,56,444.12		26,04,33,288.64		20,28,20,556.63		17,03,69,176.13	
9.	Principle State Partnership Fund Investment	21,75,58,800.00		22,70,000.00		4,50,000.00		21,93,78,800.00	
10.	Balance with Banks	8,36,21,455.22		20,84,04,96,630.87		20,84,91,46,719.41		7,49,71,366.68	
11.	Postage and Stamps	996.30		1,574.05		996.30		1,574.05	
12.	Cash in hand	842.45		1,058.68		842.45		1,058.68	
13.	Regional Offices, STC and- Inspection Wing	12,82,89,26,467.59		3,06,82,17,318.31		1,22,64,54,157.11		14,67,06,89,628.79	
TOTAL		30,71,31,22,864.16		39,28,35,86,669.51		32,88,34,29,260.71		37,11,32,80,272.96	



Rural Development Bank Ltd 2001-2002

TRIAL BALANCE AS ON 31-03-2002

CREDIT

Sl. No.	Particulars	Balance as on 31/3/2001		Receipts		Payments		Balance as on 31-3-2002	
		Rs.	Ps.	Rs.	Ps.	Rs.	Ps.	Rs.	Ps.
1.	Interest Realised	—	—	1,97,29,45,557.99	—	79,72,64,175.06	—	1,17,56,81,382.93	—
2.	Interest Accrued and Due	—	—	90,15,65,356.90	—	84,38,17,158.02	—	5,77,48,198.88	—
3.	Interest Accrued But Not Due	—	—	1,51,76,95,041.00	—	75,94,78,368.00	—	75,82,16,673.00	—
4.	Miscellaneous Income	—	—	1,25,77,473.28	—	7,12,270.50	—	1,18,65,202.78	—
5.	Paid up Share Capital	45,01,18,600.00	—	4,41,43,000.00	—	—	—	49,42,61,600.00	—
6.	Statutory Reserves & Other Funds	25,19,93,309.94	—	4,32,36,569.42	—	50,000.00	—	29,51,79,879.36	—
7.	Other Reserves and Provisions	1,84,11,95,273.25	—	1,95,77,735.00	—	73,44,332.76	—	1,85,34,28,675.49	—
8.	Deposits	11,48,73,377.12	—	4,62,50,356.20	—	1,64,04,134.15	—	14,47,19,599.17	—
9.	Debentures	13,84,36,15,814.00	—	4,00,72,93,700.00	—	1,53,78,67,304.00	—	16,31,30,42,210.00	—
10.	Borrowings - KSCB O/D	65,581.36	—	—	—	65,581.36	—	—	—
11.	Adjusting Heads 'Due By'	1,03,72,41,397.15	—	3,89,28,78,591.41	—	3,86,68,44,422.83	—	1,06,32,75,565.73	—
12.	Principle State Partnership Fund	21,75,58,800.00	—	22,70,000.00	—	4,50,000.00	—	21,93,78,800.00	—
13.	Undistributed Profit	12,75,34,243.75	—	5,57,92,856.83	—	12,75,34,243.75	—	5,57,92,856.83	—
14.	Head Office Account	12,82,89,26,467.59	—	3,09,02,56,253.23	—	1,24,84,93,092.03	—	14,67,06,89,628.79	—
	TOTAL	30,71,31,22,864.16	—	15,60,64,82,491.26	—	9,20,63,25,082.46	—	37,11,32,80,272.96	—

Kerala State Co-operative Agricultural And Rural Development Bank Ltd.,

Thiruvananthapuram

Balance Sheet As On 31st March 2002

		Schedule	31.03.2001		31.03.2002	
			Rs.	Ps.	Rs.	Ps.
1	Share Capital	1	45,01,18,600.00		49,42,61,600.00	
11	Statutory Reserve and other fund	2	25,19,93,309.94		26,50,76,034.36	
111	Other Reserves and Provisions	3	1,84,11,95,273.25		2,18,54,78,689.05	
IV	Deposits	4	11,48,73,377.12		14,47,19,599.17	
V	Bank borrowings	5	65581.36		—	
V1	Debentures	6	13,84,36,15,814.00		16,31,30,42,210.00	
V11	Adjusting heads due by	7	1,03,72,41,397.15		1,06,32,75,565.73	
V111	Principal State Partnership Fund		21,75,58,800.00		21,93,78,800.00	
IX	Undistributed Profit		4,16,37,541.92		8,58,96,701.83	
X	Net Profit		8,58,96,701.83		9,78,52,304.11	
TOTAL			17,88,41,96,396.57		20,86,89,81,504.25	

PROPERTY AND ASSETS

1	Cash in hand		842.45		1,058.68	
11	Postage stamp		996.30		1,574.05	
111	Balance with Bank	8	8,36,21,455.22		7,49,71,366.68	
IV	Investments	9	4,10,21,54,355.72		5,20,68,71,953.14	
V	Loans	10	12,52,91,02,001.01		14,02,27,18,145.52	
V1	Loans to CADB and PADB staff	11	5,80,88,564.95		6,28,16,733.65	
V11	Interest Receivable	12	75,05,20,878.20		1,06,78,50,691.31	
V111	Fixed Assets	13	3,03,92,058.60		4,40,02,005.09	
IX	Adjusting heads due to	14	11,27,56,444.12		17,03,69,176.13	
X	Principal State Partnership Fund Investment		21,75,58,800.00		21,93,78,800.00	
TOTAL			17,88,41,96,396.57		20,86,89,81,504.25	



Kerala State Co-operative Agricultural And Rural Development Bank Ltd.,

Thiruvananthapuram

Profit And Loss Account For The Year Ended 31st March 2002

	Schedule No.	31.03.2001		31.03.2002	
		Rs.	Ps.	Rs.	Ps.
I. INCOME					
Interest realised	15	1,29,54,33,317.16		1,17,56,81,382.93	
Interest accrued and due	16	4,73,25,484.32		5,77,48,198.88	
Interest accrued but not due	17	50,09,35,641.00		75,82,16,673.00	
Miscellaneous Income	18	1,09,94,122.23		1,18,65,202.78	
Reserves		5,10,33,674.43		4,73,25,484.32	
TOTAL		1,90,57,22,239.14		2,05,08,36,941.91	
II. EXPENDITURE					
Interest paid	19	1,34,77,76,116.03		1,46,49,18,932.00	
Administrative expenses	20	10,39,26,894.43		10,86,90,207.92	
Reserves & Provisions	21	36,81,22,526.85		37,93,75,497.88	
Net profit		8,58,96,701.83		9,78,52,304.11	
TOTAL		1,90,57,22,239.14		2,05,08,36,941.91	

SCHEDULES TO BALANCE SHEET

SCHEDULE 1 - Share Capital

Particulars	31.03.2001		31.03.2002	
	Rs.	Ps.	Rs.	Ps.
Authorised Capital 10,00,000 share of Rs.1000 each	100,00,00,000.00		100,00,00,000.00	
Paid up Capital				
1 Contributed by PCARD Banks	38,07,51,000.00		42,48,94,000.00	
2 Govt. of Kerala	6,90,78,600.00		6,90,78,600.00	
3 Contributed by KSEB	1,000.00		1,000.00	
4 Contributed by SWGCF Society	2,88,000.00		2,88,000.00	
TOTAL	45,01,18,600.00		49,42,61,600.00	

SCHEDULE 2 - Statutory Reserve and other Fund

Sl.No.	Particulars	31.03.2001		31.03.2002	
		Rs.	Ps.	Rs.	Ps.
1	Statutory Reserve	12,69,98,446.00		14,41,77,786.00	
2	Divident Equalisation Fund	1,43,789.94		3,51,536.86	
3	Common Good Fund	5,96,640.00		6,86,640.00	
4	Staff Benefit Fund	17,65,913.00		22,89,190.50	
5	Education Fund	40,000.00		40,000.00	
6	Building Fund	2,12,29,879.00		2,44,29,879.00	
7	Agricultural Credit Stabilisation Fund	10,12,18,642.00		12,32,04,847.00	
	TOTAL	25,19,93,309.94		29,51,79,879.36	



SCHEDULE 3 - Other Reserves and Provisions

Sl.No.	Particulars	31.03.2001		31.03.2002	
		Rs.	Ps.	Rs.	Ps.
01	Recoupment Fund for Land	19,34,790.63		19,34,790.63	
02	Recoupment Fund for Building	11,42,012.00		11,42,012.00	
03	Reserve for Bad & Doubtful Debts	73,72,28,000.00		88,49,45,000.00	
04	Reserve for Bad and Doubtful Assets	83,717.47		83,717.47	
05	Reserve for Branch Suspense	79,554.63		79,554.63	
06	Reserve for shortage of furniture	25,180.00		25,180.00	
07	Reserve for Interest Earned but not realised	7,42,308.62		7,42,308.62	
08	Reserve for Interest deferred	43,48,81,738.52		45,66,82,153.52	
09	Reserve for deferred interest payable to NABARD	4,00,000.00		4,00,000.00	
10	Reserve for Interest overdue	4,73,25,484.32		5,45,46,780.88	
11	Reserve for investment fluctuation	23,58,792.75		23,58,792.75	
12	Capital Reserve	13,58,132.82		14,09,752.82	
13	Reserve for Interest overdue (Sugandhagiri)	1,69,70,000.00		2,88,04,989.00	
14	Reserve for Interest overdue (Attappadi)	1,54,06,233.92		1,54,06,233.92	
15	Income tax Reserves	3,76,00,000.00		8,10,59,585.00	
16	Reserve for investment in Co-op. Hospital	5,00,00,000.00		5,00,00,000.00	
17	Reserve for interest on investment in Co-op. Hospital	2,90,81,669.00		3,48,47,502.00	
18	Provision for excess credit towards SRBF	13,06,829.22		13,06,829.22	
19	Provision for meeting guarantee commission	5,78,44,500.00		7,28,44,500.00	
20	Provision for imbalance	15,16,25,000.00		16,74,56,000.00	
21	Staff Retirement Benefit Fund	7,42,37,475.00		8,68,16,175.00	
22	Provision for Computerisation	9,50,00,000.00		9,50,00,000.00	
23	Provision for Mannam Sugar Mill	75,000.00		75,000.00	
24	Depreciation Reserve	2,13,72,803.05		2,79,89,336.29	
25	Reserve for Earned Leave	—		1,25,00,000.00	
26	Reserve for Unit 64	—		51,61,000.00	
27	Reserve for the value of suitcases & watches	52,915.30		52,915.30	
28	Reserve for Medical treatment objected	5,000.00		5,000.00	
29	Improper expenditure incurred in connection with the visit of Sri . Phervani	33,433.80		33,433.80	
30	Travancore Credit Bank Loan	68,146.20		68,146.20	
TOTAL		1,84,11,95,273.25		2,18,54,78,689.05	

46th Annual Report 2001 - 2002

SCHEDULE 4 - Deposits

Sl.No.	Particulars	31.03.2001		31.03.2002	
		Rs.	Ps.	Rs.	Ps.
1.	Fixed Deposits	365.00		365.00	
2.	Matured Fixed Deposits	200.00		200.00	
3.	Primary Banks Deposits	4,47,74,693.00		78,17,663.00	
4.	Reserve Fund Deposit Primaries	4,02,18,660.00		5,40,72,146.20	
5.	Rural Debentures Deposits	200.00		200.00	
6.	Staff Security Deposit PCARD Banks	2,24,870.00		2,29,870.00	
7.	Staff PF PCARDBs	6,99,36,898.12		8,25,84,439.97	
8.	Cattle Risk Fund	14,715.00		14,715.00	
TOTAL		11,48,73,377.12		14,47,19,599.17	

SCHEDULE 5 - Bank Borrowings

Sl.No.	Particulars	31.03.2001		31.03.2002	
		Rs.	Ps.	Rs.	Ps.
1.	KSCB Overdraft (H.O)	65,581.36		—	
2.	Cash Credit with D.C.B, Kannur	—		—	
3.	Cash Credit KSCB, Ernakulam	—		—	
4.	Cash Credit with D.C.B., Kasaragod	—		—	
5.	Cash Credit with KSCB, Calicut	—		—	
6.	Cash Credit with KSCB, Thrichur	—		—	
TOTAL		65,581.36		—	



SCHEDULE 6 - Debentures

Sl.No.	Particulars	31.03.2001		31.03.2002	
		Rs.	Ps.	Rs.	Ps.
1.	Ordinary Debentures	1,56,17,00,000.00		1,59,37,00,000.00	
2.	NABARD Scheme Debentures	5,46,31,69,640.00		6,49,71,64,770.00	
3.	Non-Farm Debentures	2,79,72,57,000.00		3,19,66,96,000.00	
4.	Rural Housing Debentures	3,97,13,01,000.00		4,19,85,49,600.00	
5.	NABARD Housing Debentures		—	82,10,78,000.00	
6.	Matured Debentures	58,54,840.00		58,53,840.00	
7.	HDFC Housing Scheme Debentures	4,43,33,334.00			—
TOTAL		13,84,36,15,814.00		16,31,30,42,210.00	

SCHEDULE 7 - Adjusting Heads - Due by

Sl.No.	Particulars	31.03.2001		31.03.2002	
		Rs.	Ps.	Rs.	Ps.
1.	Sundry creditors	8,81,729.09		12,39,756.39	
2.	Interest payable on Ordinary Debentures	3,34,70,370.00		3,67,03,940.00	
3.	Interest payable on Scheme Debentures	23,25,47,792.16		27,32,06,824.16	
4.	Interest payable on Non-Farm Debentures	25,78,76,616.00		27,78,17,980.00	
5.	Interest payable on Deferred scheme	2,55,65,785.46		3,25,84,829.61	
6.	do NABARD Housing Debentures			10,75,160.00	
7.	Interest Payable on Rural Housing Debentures	13,97,68,967.00		14,30,71,454.00	
8.	Sundry Deposits	66,23,594.41		32,88,711.18	
9.	Interest receivable Central Bank loan	8,573.07		8,573.07	
10.	Interest receivable foreclosed loan	3,638.26		3,638.26	
11.	Interest receivable rubber loan	11,372.35		11,372.35	
12.	Accrued salaries	69,408.89		1,37,675.69	
13.	P.F payable	1,36,777.15		21,485.18	
14.	Miscellaneous deduction	54,123.47		59,191.47	
15.	Advance repayment	33,90,48,995.34		29,30,85,649.90	
16.	Suspense		10.00		10.00
17.	Interest paid to K.V. Anandan		187.50		187.50
18.	Non-refundable SRBF objected		71,312.00		71,312.00
19.	CDF-Vehicle		10,77,545.00		8,71,415.00
20.	CDF-Computer		24,600.00		16,400.00
TOTAL		1,03,72,41,397.15		1,06,32,75,565.73	

46th Annual Report 2001 - 2002

SCHEDULE 8 - Balance With Bank

Sl.No.	Particulars	31.03.2001		31.03.2002	
		Rs.	Ps.	Rs.	Ps.
1.	KSCB OD (HO)	—		4,06,228.13	
2.	KSCB CC (HO)	117.90		117.90	
3.	KSCB CC Calicut	—		—	
4.	KSCB CC - Ernakulam	—		—	
5.	KSCB CC - Trivandrum	428.85		428.85	
6.	KSCB CC - Thrissur	—		—	
7.	KSCB Statue (Current Account) HO	2,59,508.87		8,80,436.23	
8.	-do - Ernakulam (STC)	11,347.60		42,897.90	
9.	-do- Kozhikode	1,896.09		937.79	
10.	-do- Ernakulam	616.58		616.58	
11.	-do- Thrissur	434.70		5,683.70	
12.	-do- Trivandrum	1,154.30		23,014.40	
13.	-do- Alappuzha	34,309.12		3,774.12	
14.	-do- Kollam	37,587.66		8,116.66	
15.	-do- Kannur	47,239.50		1,889.50	
16.	-do- Malappuram	—		27,077.33	
17.	DCB (Current Account) Kottayam	17,127.71		8,781.26	
18.	-do- Palakkad	6,684.52		1,484.52	
19.	-do- Kasaragod	43,915.36		27,171.36	
20.	-do- Idukki	27,394.18		3,715.18	
21.	-do- Pathanamthitta	3,373.00		17,031.00	
22.	-do- North Zone Kannur	98,744.97		2,394.97	
23.	-do- Wayanad	21,023.95		2,819.95	
24.	SBT Current Account Statue (HO)	39,766.60		27,290.60	
25.	-do- Alappuzha	34,23,913.30		33,977.30	
26.	-do- Calicut	5,90,263.00		38,839.00	
27.	-do- Ernakulam	6,61,985.11		49,176.11	
28.	-do- Kottayam	26,540.98		2,86,197.38	
29.	-do- Malappuram	5,242.00		10,826.30	
30.	-do- Kollam	1,958.96		67,921.13	
31.	-do- Palakkad	11,046.61		5,215.36	
32.	-do- Idukki	41,556.70		56,616.70	
33.	-do- Kasaragod	5,320.35		5,677.35	
34.	-do- Kannur	2,94,457.40		13,252.40	
35.	-do- Thrissur	7,901.95		48,430.45	
36.	SBI Current Account HO	52,823.59		1,86,113.59	
37.	RBI Current Account HO	13,467.87		11,177.98	
38.	Treasury	7,36,30,604.00		6,85,12,792.00	
39.	SBT (SSI Branch) HO	40,16,071.21		40,57,746.80	
40.	SBT Current Account RO, Trivandrum	22,291.80		27,338.80	
41.	-do- Wayanad	21,254.65		4,893.65	
42.	-do- Pathanamthitta	35,339.75		25,744.25	
43.	KSCB CC Malappuram	3,623.33		—	
44.	-do- Kollam	35,507.00		2,320.00	
45.	Union Bank of India, Ernakulam	64,588.00		32,804.00	
46.	-do- STC, Ernakulam	526.20		548.20	
47.	Central Bank of India HO	2,500.00		1,850.00	
TOTAL		8,36,21,455.22		7,49,71,366.68	



SCHEDULE 9 - Investments

Sl.No.	Particulars	31.03.2001		31.03.2002	
		Rs.	Ps	Rs.	Ps
1.	Agricultural Credit Stabilisation Fund Investment	8,85,30,285.00		12,85,02,507.00	
2.	General Investment	1,78,14,01,429.00		1,65,05,70,387.61	
3.	Reserve Fund Investment	10,84,33,644.00		13,29,33,644.00	
4.	Sinking Fund Investment	1,88,21,64,338.72		3,04,12,60,026.53	
5.	Bad and doubtful debts investment	18,03,24,659.00		18,16,51,400.00	
6.	Staff P.F Investment (PADB)		—	1,00,00,000.00	
7.	Reserve Fund Primaries Investment	1,13,00,000.00		1,19,53,988.00	
8.	Imbalance Investment	5,00,00,000.00		5,00,00,000.00	
	TOTAL	4,10,21,54,355.72		5,20,68,71,953.14	

SCHEDULE 10 - Loans

Sl.No.	Particulars	31.03.2001		31.03.2002	
		Rs.	Ps.	Rs.	Ps.
1.	Central Bank Loans	60,128.33		60,128.33	
2.	Central Bank Rubber Loan	10,801.20		10,801.20	
3.	Credit Bank Loan	2,85,737.84		2,85,737.84	
4.	Loans to KSEB		—		—
5.	Ordinary	57,58,80,938.67		54,03,14,683.31	
6.	Scheme Loans (ARF)	4,70,64,35,163.78		5,26,16,61,417.66	
7.	Scheme Loans (PRF)	8,35,06,973.65		7,35,70,772.14	
8.	Loans to Sugandhagiri	91,00,000.00		91,00,000.00	
9.	SADU Loans	8,002.00			—
10.	Non-Farm Loans (CLS)	1,59,53,42,285.81		2,04,80,93,753.62	
11.	Non-Farm Loans (SRTO)	37,75,56,431.76		29,24,83,555.00	
12.	Non-Farm Loans (ILS)	31,02,98,922.00		23,46,64,178.00	
13.	Rural Housing Loans (NHB)	4,49,74,27,480.97		4,37,49,41,321.42	
14.	Housing Loan (HDFC)	37,31,89,135.00		33,36,99,432.00	
15.	Housing Loan (NABARD)		—	85,38,32,365.00	
	TOTAL	12,52,91,02,001.01		14,02,27,18,145.52	

46th Annual Report 2001 - 2002

SCHEDULE 11 - Loans to CARDB and PCARDB Staff

Sl.No.	Particulars	31.03.2001		31.03.2002	
		Rs.	Ps.	Rs.	Ps.
1.	Building Loan to PADB Staff	47,85,263.55		40,90,078.55	
2.	House Loan to KSCARDB Staff	1,95,47,601.00		2,17,50,905.00	
3.	Additional House Loan to Staff	72,75,925.00		74,05,882.00	
4.	Vehicle Loan to KSCARDB Staff	48,66,890.20		49,38,131.90	
5.	SRBF Loan to KSCARDB Staff	1,77,33,238.20		1,80,47,656.20	
6.	SBF Loan to KSCARDB Staff	2,99,422.00		4,01,214.00	
7.	Building Loan to PCARDB	6,84,183.00		5,73,301.00	
8.	Vehicle Loan to PADB	5,99,897.00		4,06,974.00	
9.	CDF Computer Loan to PADB	24,600.00		16,400.00	
10.	Computer loan to PCARDBs (Interest Free)	11,94,000.00		43,14,776.00	
11.	CDF Vehicle Loan	10,77,545.00		8,71,415.00	
TOTAL		5,80,88,564.95		6,28,16,733.65	

SCHEDULE 12 - Interest Receivable

Sl.No.	Particulars	31.03.2001		31.03.2002	
		Rs.	Ps.	Rs.	Ps.
1.	Ordinary Loans	5,21,23,076.00		5,54,21,196.00	
2.	Scheme Loans (ARF)	30,70,50,835.00		41,67,79,150.00	
	Scheme Loans (PRF)	55,68,630.00		7,64,99,97.00	
3.	Scheme deferred - SADU	9,63,22,192.50		9,79,95,797.60	
4.	Non-farm loans (SRTO)	1,86,15,326.00		1,97,26,262.00	
	Non-farm loans (ILS)	1,49,62,073.00		1,51,54,661.00	
	Non-farm loans (CLS)	5,22,57,495.00		9,95,41,632.26	
5.	Rural Housing Loans(NHB)	6,84,37,210.21		18,64,92,054.88	
6.	Housing Loan(HDFC)	1,55,82,891.00		1,85,85,008.50	
7.	Sugandhagiri Loans	2,56,35,971.00		2,88,04,989.00	
8.	Miscellaneous -Loans	1,42,19,120.09		1,80,18,845.84	
9.	Interest receivable on investment	7,97,46,058.40		8,24,73,287.23	
10.	Interest receivable Housing NABARD		—	2,12,07,810.00	
TOTAL		75,05,20,878.20		1,06,78,50,691.31	



SCHEDULE 13 - Fixed Assets

Land and Building

Sl.No.	Particulars	31.03.2001		31.03.2002	
		Rs.	Ps.	Rs.	Ps.
1.	Bank Premises Head Office	69,484.63		69,484.63	
2.	Bank Premises RO Ernakulam	3,65,880.29		3,65,880.29	
3.	Bank Building Head Office	15,34,953.22		15,34,953.22	
4.	Land And Building RO Malappuram	80,300.00		80,300.00	
5.	Land And Building RO Kannur (New)	8,82,087.00		8,90,087.00	
6.	Land And Building RO Kannur	4,54,648.63		4,54,648.63	
7.	Bank Building RO Alappuzha	7,90,235.00		8,05,099.00	
8.	Bank Building RO Kozhikodu	7,77,478.00		7,77,478.00	
9.	Bank Building RO Ernakulam	42,52,981.40		43,20,211.40	
10.	Bank Building RO Palakkad	4,68,300.00		4,82,600.75	
11.	Land And Building Idukki	4,56,082.00		42,50,830.00	
12.	Land And Building RO Kasaragod	11,16,708.00		11,16,708.00	
TOTAL		1,12,49,138.17		1,51,48,280.92	

Furniture and Fittings

1.	Furniture And Fittings	36,55,289.27		41,33,303.51	
2.	Electrical Installations	13,18,943.36		13,32,594.86	
3.	Sanitary Fittings	1,71,779.71		1,77,990.71	
4.	Generator	2,63,203.00		2,63,203.00	
5.	BPL -EPABX	2,46,099.00		2,46,099.00	
6.	Computers	80,63,861.00		1,70,65,555.00	
7.	Office Equipments	3,27,085.90		3,92,154.90	
TOTAL		1,40,46,261.24		2,36,10,900.98	

Vehicles

1.	Bank Cars	34,14,497.60		35,58,591.60	
2.	Bank Jeeps	16,04,648.37		16,04,648.37	
3.	Cycles	11,596.66		13,311.66	
TOTAL		50,30,742.63		51,76,551.63	

Library

1.	Library	65,916.56		66,271.56	
TOTAL		3,03,92,058.60		4,40,02,005.09	

46th Annual Report 2001 - 2002

SCHEDULE 14 - Adjusting Heads due to

Sl.No.	Particulars	31.03.2001		31.03.2002	
		Rs.	Ps.	Rs.	Ps.
1.	Income tax deducted at source	71,61,153.00		50,52,716.50	
2.	Rent receivable	2,57,509.00		1,28,269.00	
3.	Debt Relief Receivable from Govt.	30,07,350.00		30,07,350.00	
4.	Accounts Receivable from Employees	8,61,044.10		8,39,144.10	
5.	Advance to Staff	5,201.87		65,954.65	
6.	Advance to Directors	49,213.00		87,385.09	
7.	Sundry Debtors	9,81,21,110.44		15,77,78,125.18	
8.	Interest due account Central Bank	8,573.07		8,573.07	
9.	NABARD Reimbursement	22,68,229.46		23,84,598.36	
10.	Branch Suspenses	79,554.63		7,95,54.63	
11.	Interest objected 73-74 K.V. Anandan	187.50		187.50	
12.	Excess credit as SRBF	7,74,646.95		7,74,646.95	
13.	Suspense Account Branch	10.00		10.00	
14.	Amount paid for suitcases and watches	52,915.30		52,915.30	
15.	Medical Aid objected (Raghavan Pillai)	5,000.00		5,000.00	
16.	Non refundable loan SRBF objected	71,312.00		71,312.00	
17.	Visit of Sri. M.J. Phirwani objected	33,433.80		33,433.80	
TOTAL		11,27,56,444.12		17,03,69,176.13	



SCHEDULE 15 - Interest Realised

Sl.No.	Particulars	31.03.2001		31.03.2002	
		Rs.	Ps	Rs.	Ps.
1.	Interest realised on Ordinary Loans	3,34,39,651.00		2,53,16,977.00	
2.	Interest realised on Scheme Loans (ARF)	14,03,12,890.00		13,03,05,691.00	
3.	Interest realised on Scheme Loans (PRF)	51,62,552.00		9,66,999.00	
4.	Interest realised on SADU Scheme Deffered	13,93,319.00		78,78,016.00	
5.	Interest realised on Non-Farm Loans (SRTO)	3,47,26,710.00		2,65,77,011.10	
6.	Interest realised on Non-Farm Loans (ILS)	3,09,51,984.00		2,23,80,228.00	
7.	Interest realised on Non-Farm Loans (CLS)	9,74,87,641.00		10,18,80,611.00	
8.	Interest realised on Rural Housing Loans (NHB)	47,32,76,109.69		42,54,75,164.12	
9.	Interest realised on Rural Housing Loans (HDFC)	3,95,75,571.00		3,39,86,299.00	
10.	Interest realised on Housing Loan NABARD	—		93,75,572.00	
11.	Interest realised on Investments	43,91,06,889.47		39,06,30,894.71	
12.	Penal Interest collected	—		7,34,744.00	
13.	Overdue Interest collected	—		1,73,176.00	
	TOTAL	1,29,54,33,317.16		1,17,56,81,382.93	

SCHEDULE 16 - Interest Accrued and Due

Sl.No.	Particulars	31.03.2001		31.03.2002	
		Rs.	Ps.	Rs.	Ps.
1.	Ordinary Loans	2,72,092.00		37,63,860.00	
2.	Scheme Loans (ARF)	1,19,32,713.00		1,24,92,865.00	
3.	Scheme Loans (PRF)	22,85,432.00		8,88,007.00	
4.	SADU Scheme Loans	—		41,945.00	
5.	Non-Farm Loans (SRTO)	30,67,437.00		15,72,492.00	
6.	Non-Farm Loans (ILS)	19,73,265.00		7,11,854.00	
7.	Non-Farm Loans (CLS)	95,13,074.00		64,46,899.00	
8.	Rural Housing Loans (NHB)	1,16,12,880.21		2,21,85,609.88	
9.	Rural Housing Loans (HDFC)	11,60,756.00		58,74,175.00	
10.	Rural Housing Loans (NABARD)	—		4,81,329.00	
11.	Sugandhagiri Scheme Loans	54,06,649.11		32,01,418.00	
12.	Miscellaneous (House Loan / Vehicle Loan)	1,01,186.00		87,745.00	
	TOTAL	4,73,25,484.32		5,77,48,198.88	

46th Annual Report 2001 - 2002

SCHEDULE 17 - Interest Accrued But Not due

Sl.No.	Particulars	31.03.2001		31.03.2002	
		Rs.	Ps.	Rs.	Ps.
1.	Ordinary Loans	4,80,23,562.00		4,47,46,815.00	
2.	Scheme Loans (ARF)	285377126.00		36,65,88,662.00	
3.	Scheme Loans (PRF)	69,43,535.00		63,28,303.00	
4.	SADU Scheme Loans	1,94,89,873.00		2,18,00,415.00	
5.	Non-Farm Loans (SRT0)	1,55,40,734.00		1,88,56,128.00	
6.	Non-Farm Loans (ILS)	1,26,90,799.00		1,50,19,600.00	
7.	Non-Farm Loans (CLS)	4,22,45,063.00		8,87,35,447.00	
8.	Rural Housing Loans (NHB)	5,64,51,741.00		16,31,21,861.00	
9.	Rural Housing Loans (HDFC)	1,41,73,208.00		1,22,99,993.00	
10.	Rural Housing Loans (NABARD)	—		2,07,19,449.00	
TOTAL		50,09,35,641.00		75,82,16,673.00	

SCHEDULE 18 - Miscellaneous Income

Sl.No.	Particulars	31.03.2001		31.03.2002	
		Rs.	Ps.	Rs.	Ps.
1.	Commission	2,97,196.50		1,04,085.63	
2.	Miscellaneous Income	17,90,031.35		34,93,417.00	
3.	Interest account Miscellaneous	79,04,775.38		61,71,700.15	
4.	Rent received	10,02,119.00		14,62,756.00	
5.	Interest on Income Tax- Refund	—		6,33,244.00	
TOTAL		1,09,94,122.23		1,18,65,202.78	

SCHEDULE 19 - Interest Paid

Sl.No.	Particulars	31.03.2001		31.03.2002	
		Rs.	Ps.	Rs.	Ps.
1.	Interest on Bank borrowing	12,570.00		1,762.00	
2.	Interest on Ordinary Debentures	19,39,08,097.00		18,79,27,645.00	
3.	Interest on Scheme Debentures	40,41,81,174.00		45,83,77,818.00	
4.	Interest on Non-Farm Debentures	24,25,27,658.00		27,04,59,747.00	
5.	Interest on Rural Housing Debentures	44,67,33,470.00		48,78,33,548.00	
6.	Interest on HDFC	63,05,626.00		35,45,908.00	
7.	Interest on NABARD	—		10,75,160.00	
8.	Interest on Fixed Deposits	—		—	
9.	Interest on Staff Security Deposit	24,977.00		25,200.00	
10.	Interest on Staff P.F. of PADB	74,62,434.00		85,50,136.00	
11.	Interest on SRBF	59,17,598.00		92,87,382.00	
12.	Interest on PCARDB Deposit	4,12,220.00		7,10,127.00	
13.	Interest on Reserve Fund Primaries	38,48,610.03		50,32,898.00	
14.	Interest on Advance Principal	3,64,41,682.00		3,20,91,601.00	
TOTAL		1,34,77,76,116.03		1,46,49,189,32.00	



SCHEDULE 20 - Administrative Expenses

Sl.No.	Particulars	31.03.2001		31.03.2002	
		Rs.	Ps.	Rs.	Ps.
1.	Salaries and Wages	6,32,83,962.00		6,64,99,379.50	
2.	Salaries to Government Employees	7,72,329.45		8,29,857.41	
3.	P.F. contribution	58,47,131.00		60,42,426.25	
4.	Printing	6,16,695.00		5,02,705.55	
5.	Stationery	3,91,465.38		3,28,414.70	
6.	Electricity, water	7,58,839.00		8,01,220.00	
7.	Telephone	8,41,444.40		8,91,837.50	
8.	Delegate fees and Conference expense	77,917.00		3,07,836.80	
9.	T. A to staff	10,88,087.00		13,75,622.00	
10.	T.A to Trainees	—		—	
11.	T. A to Director	8,48,765.00		8,39,344.00	
12.	Uniforms	27,874.40		82,088.20	
13.	Repairs to Furniture	58,269.10		71,320.20	
14.	Books and periodicals	80,507.65		84,224.25	
15.	News letter/Bulletin	73,487.00		31,020.00	
16.	Bank charges	3,02,006.50		3,67,117.00	
17.	Postage	1,24,165.40		1,41,842.05	
18.	Training to staff	9,36,080.90		4,68,831.00	
19.	Honorarium	48,000.00		48,000.00	
20.	Teaching Aid -	—		6,495.00	
21.	Food Subsidy	24,993.55		28,227.95	
22.	Rent	4,57,676.00		5,32,936.00	
23.	Entertainment	1,59,502.10		2,02,033.65	
24.	Conveyance	—		1,000.00	
25.	Premium for gratuity	52,68,581.78		41,53,751.00	
26.	Sitting fee to Directors	48,150.00		46,000.00	
27.	Advertisement	4,83,575.10		1,97,084.45	
28.	Best Farmer Award Expenses	36,518.00		65,004.00	
29.	Membership contribution	5,23,500.00		5,22,500.00	
30.	Donation	3,53,000.00		1,50,362.00	
31.	Medical Aid	4,15,271.00		4,16,236.50	
32.	Inspection and Consultation	1,30,885.00		1,20,370.00	
33.	Legal Charges	1,08,600.00		70,236.00	
34.	Audit Expenses	11,35,416.00		6,66,653.00	
35.	Contingencies/General expenses	2,41,323.95		2,95,817.40	
36.	Data Entry Expenses	15,000.00		0.00	
37.	Computer Replication Expenses	—		1,42,000.00	
38.	Rate, Insurance Fees and Taxes	3,43,998.05		3,30,585.00	
39.	Building Repairs	4,49,864.20		7,54,074.98	
40.	Repairs and Maintenance of Electrical Items	17,135.60		95,186.95	
41.	Repairs and Maintenance of Electronics Items	74,266.00		92,693.72	
42.	Vehicle running and maintenance	2,82,743.91		2,78,974.25	
43.	Vehicle running expenses (fuel)	4,85,730.81		4,64,663.46	
44.	Generator Running & maintenance	2,828.20		180.00	
45.	Bonus to Staff	11,21,870.00		11,13,794.00	
46.	Village adoption expenses	—		—	
47.	Income tax paid	88,393.00		0.00	
48.	Incentive to PCARDB	27,34,872.00		24,70,132.75	
49.	Subsidy to PCARDBS	90,83,684.00		93,10,161.00	
50.	Subsidy to PCARDBS (Cost of Spl. Sale Officer)	21,02,875.00		29,69,289.00	
51.	Special Incentive	13,97,115.00		12,84,893.00	
52.	Subsidy for Penal interest	—		18,01,786.00	
53.	Preliminary expenses for floatation of debentures	1,62,500.00		3,94,000.00	
TOTAL		10,39,26,894.43		10,86,90,207.92	

46th Annual Report 2001 - 2002

SCHEDULE 21 - Creation of Reserves and Provisions

Sl.No.	Particulars	31.03.2001		31.03.2002	
		Rs.	Ps.	Rs.	Ps.
1.	Depreciation Reserve	23,35,365.53		70,13,451.00	
2.	Reserve for interest accrued and due	4,73,25,484.32		5,45,46,780.88	
3.	Reserve for deferred interest	1,94,89,873.00		2,18,00,415.00	
4.	Reserve for Bad & doubtful debts	17,70,00,000.00		24,94,19,000.00	
5.	Reserve for Overdue interest Sugandhagiri	53,74,971.00		31,69,018.00	
6.	Imbalance	1,58,31,000.00			—
7.	Reserve for Guarantee commission		—	1,50,00,000.00	
8.	Reserve for Income tax	4,00,00,000.00		1,00,00,000.00	
9.	Reserve for Interest on Investment in Co-op. Hospital	57,65,833.00		57,65,833.00	
10.	Provision for earned leave	5,00,000.00			—
11.	Provision for computerisation	5,00,00,000.00			—
12.	Reserve for Surrender		—	50,00,000.00	
13.	Reserve for D.A.		—	25,00,000.00	
14.	Investment Fluctuation Reserve-(Unit 64)		—	51,61,000.00	
TOTAL		36,81,22,526.85		37,93,75,497.88	

About a by-gone year.....

Annual General Body meeting 2002.
Presidential Address: Adv.K.Sivadasan Nair.



The plan of action.....

Conference of the Presidents of PCARDB.
Presidential address: Adv.K.Sivadasan Nair

Sharing the thought

View of the conference of Presidents of PCARDBs.



Committed to the glory of Agriculture.....

Sri. Jose Thomas, Ernad PCARDB, receives the 1st prize under Category 1 from Shri. A.K. Antony, Hon'ble Chief Minister, Kerala

Shri. M.C. Thomas Malanad PCARDB receives the 1st prize under category II from Shri. A.K. Antony, Hon'ble Chief Minister, Kerala

Regional Offices

Gandariamman Coil Road, PB No. 192
Thiruvananthapuram - 695 001
Phone : 0471 - 2326324

Chinnakkada,
P.B. No. 103, Kollam - 1
Phone : 0474 - 2748014

Banker Jn., Kottayam - 686 001
Phone : 0481 - 2564357

PB No. 4206
House No. XIV / 582
South of TD High School
Palace Road, Iron Bridge P.O.
Alappuzha - 688 011
Phone : 0477 - 2251887

PB No. 77
Pathanamthitta - 689 645
Phone : 0468 - 2223398

Quarter No. C1, PB No. 5,
Idukki Colony P.O., Pin - 685 602
Phone : 0486 - 2235331

House No. XXXIV / 12834-A
Gandhi Nagar
North Ware Housing Centre
Kochi - 682 020
Phone : 0484 - 2206083

Sri Maruthi Building
Adiyat Lane, Poothole
PB No. 806, Thrissur - 688 004
Phone : 0487 - 2383820

Koppam Road
PB No. 62, Palakkad - 678 001
Phone : 0491 - 2544656

Hotel Palace Building
PB No. 18, Malappuram
Phone : 0483 - 2734938

PB No. 210, 17/23, 'Kamal',
Bank Road, Calicut - 673 001
Phone : 0495 - 2722075

PB No. 17, Kalpetta - 673 121, Wayanad
Phone : 04936 - 202537

PB No. 435, Civil Station P.O.
Kannur - 670 002
Phone : 0497 - 2700837

PB No. 32
Kanhangad - 671 365, Kasaragod
Phone : 04997 - 204697

